Attachment C

Selected Drawings

SHEET LIST - STAGE 2 DA SUBMISSION

SHEET NUMBER	SHEET NAME	REVISION	REVISION DATE
01A - INTRODUCTION			
AR-DA-A 01A-XX-00	COVER SHEET	07	21/02/24
AR-DA-A 01A-XX-05	BASIX COMMITMENTS	03	21/02/24
10A - SITE PLANS			
AR-DA-A 10A-XX-02	SITE PLAN	09	21/02/24
10A - VISUALISATIONS			
AR-DA-A 10A-XX-04	VISUALISATIONS	02	03/11/23
AR-DA-A 10A-XX-05	VISUALISATIONS	01	01/02/23
AR-DA-A 10A-XX-06	VISUALISATIONS	02	03/11/23
AR-DA-A 10A-XX-07	VISUALISATIONS	02	03/11/23
10B - GENERAL ARRANGEMENT			
AR-DA-A 10B-00-00	GENERAL ARRANGEMENT PLAN - LEVEL 00	19	21/02/24
AR-DA-A 10B-01-00	GENERAL ARRANGEMENT PLAN - LEVEL 01	20	21/02/24
AR-DA-A 10B-02-00	GENERAL ARRANGEMENT PLAN - LEVEL 02	18	21/02/24
AR-DA-A 10B-03-00	GENERAL ARRANGEMENT PLAN - LEVEL 03	18	21/02/24
AR-DA-A 10B-04-00	GENERAL ARRANGEMENT PLAN - LEVEL 03 & LEVEL 04	18	21/02/24
AR-DA-A 10B-05-00	GENERAL ARRANGEMENT PLAN - LEVEL 04 &LEVEL 05	18	21/02/24
AR-DA-A 10B-06-00	GENERAL ARRANGEMENT PLAN - LEVEL 05 & LEVEL 06	18	21/02/24
AR-DA-A 10B-07-00	GENERAL ARRANGEMENT PLAN - LEVEL 06 & LEVEL 07	18	21/02/24
AR-DA-A 10B-08-00	GENERAL ARRANGEMENT PLAN - LEVEL 07 & LEVEL 08	18	21/02/24
AR-DA-A 10B-09-00	GENERAL ARRANGEMENT PLAN - LEVEL 08 & LEVEL 09	18	21/02/24
AR-DA-A 10B-10-00	GENERAL ARRANGEMENT PLAN - LEVEL 09 & LEVEL 10	19	21/02/24
AR-DA-A 10B-11-00	GENERAL ARRANGEMENT PLAN - LEVEL 10 & LEVEL 11	18	21/02/24
AR-DA-A 10B-12-00	GENERAL ARRANGEMENT PLAN - LEVEL 11 & LEVEL 12	18	21/02/24
AR-DA-A 10B-13-00	GENERAL ARRANGEMENT PLAN - LEVEL 13	18	21/02/24
AR-DA-A 10B-14-00	GENERAL ARRANGEMENT PLAN - LEVEL 14	14	21/02/24
10C - ELEVATIONS			
AR-DA-A 10C-XX-00	ELEVATIONS	07	21/02/24
AR-DA-A 10C-XX-01	ELEVATIONS	05	03/11/23
AR-DA-A 10C-XX-02	ELEVATIONS	06	21/02/24
AR-DA-A 10C-XX-03	ELEVATIONS	06	21/02/24
AR-DA-A 10C-XX-04	ELEVATIONS	05	03/11/23
10D - SECTIONS			
AR-DA-A 10D-XX-00	SECTIONS	08	21/02/24
AR-DA-A 10D-XX-01	SECTIONS	06	21/02/24
AR-DA-A 10D-XX-02	SECTIONS	06	21/02/24
AR-DA-A 10D-XX-03	SECTIONS	07	21/02/24
AR-DA-A 10D-XX-10	SECTIONS - CLIFF FACE - SHEET 1	02	03/11/23
AR-DA-A 10D-XX-11	SECTIONS - CLIFF FACE - SHEET 2	01	03/11/23
19T - COMPLIANCE			
AR-DA-A 19T-XX-00	COMPLIANCE - BUILDING SEPARATION AND SETBACKS	04	03/11/23
AR-DA-A 19T-XX-01	COMPLIANCE - SOLAR ACCESS	06	21/02/24
AR-DA-A 19T-XX-02	COMPLIANCE - CROSS VENTILATION	08	21/02/24
AR-DA-A 19T-XX-03	COMPLIANCE - COMMUNAL AREAS	06	21/02/24
AR-DA-A 19T-XX-04	COMPLIANCE - DEEP SOIL	05	03/11/23
AR-DA-A 19T-XX-05	COMPLIANCE - COMMUNAL AREAS SOLAR	05	21/02/24
AR-DA-A 19T-XX-07	COMPLIANCE - SOLAR PLAN - 21 JUNE	04	03/11/23
AR-DA-A 19T-XX-08	COMPLIANCE - 3D AXO HEIGHT PLAN - WEST	04	03/11/23
AR-DA-A 19T-XX-09	COMPLIANCE - 3D AXO MASSING	04	03/11/23
AR-DA-A 19T-XX-10	COMPLIANCE - UNIT MIX	05	03/11/23
AR-DA-A 19T-XX-11	COMPLIANCE - STORAGE	04	03/11/23
AR-DA-A 19T-XX-12	COMPLIANCE - 3D AXO HEIGHT PLAN - EAST	03	03/11/23
AR-DA-A 19T-XX-15	COMPLIANCE - SOLAR PLAN - 21 JUNE (SATELLITE VIEW)	01	03/11/23
AR-DA-A 19T-XX-20	COMPLIANCE - SUN EYE VIEW 21/06 - 0900-0915	04	03/11/23
AR-DA-A 19T-XX-21	COMPLIANCE - SUN EYE VIEW 21/06 - 0930-0945	04	03/11/23
AR-DA-A 19T-XX-22	COMPLIANCE - SUN EYE VIEW 21/06 - 1000-1015	04	03/11/23
AR-DA-A 19T-XX-23	COMPLIANCE - SUN EYE VIEW 21/06 - 1030-1045	04	03/11/23
AR-DA-A 19T-XX-24	COMPLIANCE - SUN EYE VIEW 21/06 - 1100-1115	04	03/11/23
AR-DA-A 19T-XX-25	COMPLIANCE - SUN EYE VIEW 21/06 - 1130-1145	04	03/11/23
AR-DA-A 19T-XX-26	COMPLIANCE - SUN EYE VIEW 21/06 - 1200-1215	04	03/11/23
AR-DA-A 19T-XX-27	COMPLIANCE - SUN EYE VIEW 21/06 - 1230-1245	01	03/11/23
AR-DA-A 19T-XX-28	COMPLIANCE - SUN EYE VIEW 21/06 - 1300-1315	01	03/11/23
AR-DA-A 19T-XX-29	COMPLIANCE - SUN EYE VIEW 21/06 - 1330-1345	01	03/11/23
AR-DA-A 19T-XX-30	COMPLIANCE - SUN EYE VIEW 21/06 - 1400-1415	01	03/11/23
AR-DA-A 19T-XX-31	COMPLIANCE - SUN EYE VIEW 21/06 - 1430-1445	01	03/11/23
AR-DA-A 19T-XX-32	COMPLIANCE - SUN EYE VIEW 21/06 - 1500	01	03/11/23
AR-DA-A 19T-XX-35	COMPLIANCE - DDA AND LIVABLE UNITS	03	01/02/23
AR-DA-A 19T-XX-40	COMPLIANCE - STORAGE BASEMENT	01	03/11/23
AR-DA-A 19T-XX-50	COMPLIANCE - PLENUM DETAILS	01	03/11/23
AR-DA-A 19T-XX-55	COMPLIANCE - SCREEN DETAILS - SHEET 01	01	03/11/23
AR-DA-A 19T-XX-56	COMPLIANCE - SCREEN DETAILS - SHEET 02	01	03/11/23
AR-DA-A 19T-XX-60	COMPLIANCE - BUILDING INDENT JONES	01	03/11/23
AR-DA-A 19T-XX-61	COMPLIANCE - BUILDING INDENT WATTLE	01	03/11/23
AR-DA-A 19T-XX-70	COMPLIANCE - WEIGHBRIDGE AND SCALE	01	03/11/23
AR-DA-A 19T-XX-80	COMPLIANCE - MATERIAL BOARD - SHEET 01	01	03/11/23
AR-DA-A 19T-XX-81	COMPLIANCE - MATERIAL BOARD - SHEET 02	01	03/11/23
AR-DA-A 19T-XX-82	COMPLIANCE - MATERIAL BOARD - SHEET 03	01	03/11/23
AR-DA-A 19T-XX-83	COMPLIANCE - MATERIAL BOARD - SHEET 04	01	03/11/23
AR-DA-A 31E-XX-03	CARPARK RAMP	05	03/11/23
AR-DA-A 31E-XX-05	CAR AND BICYCLE PARKING	01	03/11/23
19U - AREA PLANS			
AR-DA-A 19U-XX-01	AREA PLANS - GFA	09	03/11/23
21B - DEMOLITION			
AR-DA-A 21B-00-00	DEMOLITION PLAN	04	01/02/23

REVISION TAG LEGEND

G1 Acoustic Measure to garbage room adjoining Jones Core 1 added
G2 Solar PV provision added
G3 Basix information added
G4 Site area clarified
G5 Water tank capacity added
G6 Parking entry kerb added
G7 Loading dock entry width reduced and kerb added
G8 Access from Jones level 4 discharge waste room to residential garbage loading dock room added
G9 Window missing added
G10 Privacy screen added
G11 Unit solar clarified
G12 Cross ventilation clarified
G13 Communal Open space calculation clarified
G14 Communal Open space solar amended
G16 Stage 1 DA outline added

07-G1

NOTE 1 - DESIGN MEASURES TO MITIGATE GARBAGE CHUTE NOISE:
- GARBAGE CHUTE DOORS FITTED WITH A SOFT CLOSING MECHANISM.
- GARBAGE CHUTES ONLY CONNECTED TO THE STRUCTURE VIA VIBRATION ISOLATION PADS AND INCORPORATING EMBELTON NRD RESILIENT ELEMENTS AT EACH SLAB/SOFFIT
- NO OTHER CONNECTIONS BETWEEN THE GARBAGE CHUTE AND ADJOINING CONSTRUCTION
- OTHER THAN VIA RESILIENT MOUNTS, CLEARANCE OF NOT LESS THAN 10MM BETWEEN THE GARBAGE CHUTE AND ADJOINING CONSTRUCTION
- STEEL GARBAGE CHUTES TO BE EXTERNALLY WRAPPED AND SEALED USING PYROTEK 4525C LAGGING OR ACOUSTICALLY EQUIVALENT PRODUCT. / LLDPE PLASTIC GARBAGE CHUTES (OR EQUIVALENT) DO NOT REQUIRE ACOUSTIC LAGGING.
- THE WALL SEPARATING THE RISER/CHUTE AND THE SOLE OCCUPANCY UNIT IS TO MEET OR EXCEED THE PERFORMANCE REQUIREMENTS OF THE NATIONAL CONSTRUCTION CODE AND BE OF DISCONTINUOUS CONSTRUCTION

07-G2

NOTE 2 - SOLAR PV PROVISION AS PER SECTION 6 ON-SITE RENEWABLE ENERGY.

TOTAL NUMBER OF PV PANELS:

JONES STREET BUILDING:	343
COURTYARD BUILDING:	12
WATTLE STREET BUILDING:	126
FIG STREET BUILDING:	196
GRAND TOTAL:	677

CAPACITY: 677 PANELS x 600 W = 406.2 kW

BVN

ARCHITECTS REGISTRATION BOARD / NOMINATED ARCHITECTS

Telephone +61 2 8297 7200
Facsimile +61 2 8297 7299
www.bvn.com.au

INTELLECTUAL PROPERTY
COPYRIGHT BVN ARCHITECTURE PTY LIMITED. UNLESS OTHERWISE AGREED IN WRITING, ALL RIGHTS TO THIS DOCUMENT ARE SUBJECT TO PAYMENT IN FULL OF ALL BVN CHARGES. THIS DOCUMENT MAY ONLY BE USED FOR THE EXPRESS PURPOSE AND PROJECT FOR WHICH IT HAS BEEN CREATED AND DELIVERED, AS NOTIFIED IN WRITING BY BVN AND THIS DOCUMENT MAY NOT BE OTHERWISE USED, OR COPIED. ANY UNAUTHORISED USE OF THIS DOCUMENT IS AT THE USER'S SOLE RISK AND WITHOUT LIMITING BVN'S RIGHTS THE USER RELEASES AND INDEMNIFIES BVN FROM AND AGAINST ALL LOSS SO ARISING.

NOTE
CONTRACTOR TO CHECK AND VERIFY ALL DIMENSIONS ON SITE PRIOR TO COMMENCEMENT OF WORK OR PREPARATION OF SHOP DRAWINGS. DO NOT SCALE THIS DRAWING

ISSUE	DATE	FOR	CHKD
01	21/12/22	STAGE 2 DA DRAFT 01	
02	20/01/23	FOR INFORMATION	
03	01/02/23	STAGE 2 DA SUBMISSION	
04	06/02/23	STAGE 2 DA SUBMISSION	
05	08/02/23	STAGE 2 DA SUBMISSION	
06	03/11/23	STAGE 2 DA AMENDED SUBMISSION	
07	21/02/24	STAGE 2 DA AMENDED 2 SUBMISSION	

SITE BOUNDARY
TOTAL AREA: 12,125 M2

DENOTES BOUNDARY OF THE FUTURE ACQUISITION FROM COUNCIL LAND (256 M2). FINAL EXTENT OF BOUNDARY ALONG JONES STREET IS YET TO BE DETERMINED & FINALISED. TOTAL AREA: 12,381 M2

KEY PLAN

PLANNER
GYDE CONSULTING
(02) 9068 7500
STRUCTURE
EI AUSTRALIA
(02) 9516 0722
SERVICES
IGS ENGINEERING
(02) 8488 4600
LANDSCAPE
OCULUS
(02) 9557 5533

CLIENT
LANDREAM
CLIENT NUMBER
PROJECT MANAGER
ARGENTUM GROUP
(02) 9037 0877

PROJECT
WATTLE STREET
14-26 WATTLE STREET, PYRMONT
BVN PROJECT NUMBER
2109023

TRUE NORTH
PROJECT NORTH
GRAPHIC SCALE
0 4000 10000
SCALE
As indicated@A0
DO NOT SCALE
STATUS

DRAWING
COVER SHEET
DRAWING NUMBER
AR-DA-A 01A-XX-00
ISSUE
07

C:\Users\cbadenko\REVIT_LOCAL\2022\AR_2109023_WSU_SHEETS_connor_badenko.rvt 21/02/2024 3:28:05 PM

03-G3

BASIX Certificate - Jones St Building — Certificate No. 1349432M_03 — 03 Nov 2023
BASIX Certificate - Courtyard Building — Certificate No. 1349433M_03 — 03 Nov 2023
BASIX Certificate – Wattle St Building — Certificate No. 1349085M_03 — 03 Nov 2023

14-26 Wattle St, Pyrmont NSW

BASIX Commitments Summary

Energy Commitments

Table 1. Jones St Building Water Commitments.

Common Areas and Central Systems	
Common areas	• No common facility for showerheads • 5-star (water rated) taps • No common facility for toilets • No common facility for laundry
Central systems	• Rainwater tank (No. 1) with capacity of minimum 30,000L (minimum), collecting run-off from minimum 1960m² of roof area, used for irrigation of common area landscape with minimum area of 74m².
Private Dwellings	
Fixtures for apartments	• 4-star (Water Rating) showerheads with a flow rate > 4.5 but <= 6 L/min • 4-star (Water Rating) toilets • 6-star (Water Rating) kitchen taps • 6-star (Water Rating) bathroom taps • 5.5-star (Water Rating) dishwashers • 5-star (Water Rating) clothes washers • On demand hot water recirculation
Alternative water supply	• Central rainwater tank (No. 1), connected to laundries, and toilets.

Table 2. Courtyard Building Water Commitments.

Common Areas and Central Systems	
Common areas	• No common facility for showerheads • 5-star (water rated) taps • No common facility for toilets • No common facility for laundry
Central systems	• Rainwater tank (No. 1) with capacity of minimum 15,000L (minimum), collecting run-off from minimum 390m² of roof area, used for irrigation of common area landscape with minimum area of 250m².
Private Dwellings	
Fixtures for apartments	• 4-star (Water Rating) showerheads with a flow rate > 4.5 but <= 6 L/min • 4-star (Water Rating) toilets • 6-star (Water Rating) kitchen taps • 6-star (Water Rating) bathroom taps • 5.5-star (Water Rating) dishwashers • 5-star (Water Rating) clothes washers • On demand hot water recirculation
Alternative water supply	• Central rainwater tank (No. 1), connected to laundries, and toilets

Table 3. Wattle St Building Water Commitments.

Common Areas and Central Systems	
Common areas	• No common facility for showerheads • 5-star (water rated) taps • No common facility for toilets • No common facility for laundry
Central systems	• Rainwater tank (No. 1) with capacity of minimum 30,000L (minimum), collecting run-off from minimum 1590m² of roof area, used for irrigation of common area landscape with minimum area of 180m².
Private Dwellings	
Fixtures for apartments	• 4-star (Water Rating) showerheads with a flow rate > 4.5 but <= 6 L/min • 4-star (Water Rating) toilets • 6-star (Water Rating) kitchen taps • 6-star (Water Rating) bathroom taps • 5.5-star (Water Rating) dishwashers • 5-star (Water Rating) clothes washers • On demand hot water recirculation
Alternative water supply	• Central rainwater tank (No. 1), connected to laundries, and toilets.

Water Commitments

Table 4. Jones St Building Energy Commitments.

	Component	Commitment
Common Areas of residential areas	Lifts	• Quantity: 5, Gearless traction with VVVF motor
	Ventilation	• Gym: ventilation (supply & exhaust), Time clock or BMS controlled • Carpark: ventilation (supply & exhaust). Controlled with carbon monoxide monitor and VSD fan • Switch room: ventilation supply only. Thermostatically controlled • Garbage room: ventilation exhaust only • Community room: ventilation (supply & exhaust), Time clock or BMS controlled • Plant or service rooms: ventilation supply only. Thermostatically controlled • Ground floor lobby type: ventilation (supply & exhaust). Time clock or BMS controlled • Hallways/lobby type: ventilation (supply & exhaust). Time clock or BMS controlled
	Lighting	• Gym: LED lighting with manual on / manual off • Carpark: LED lighting with motion sensors • Lifts: LED lighting, connected to the lift call button • Switch room: LED lighting with manual on / manual off • Garbage room: LED lighting with motion sensors • Community room: LED lighting with motion sensors • Plant or service rooms: LED lighting with manual on / manual off • Ground floor lobby type: LED lighting with time clock and motion sensors • Hallways/Lobby type: LED lighting with time clock and motion sensors
	Central Hot Water	• Electric heat pump – air sourced with: – R1.0 insulation to external pipes – R0.6 insulation to internal pipes
	Alternative Energy Supply	• 120 kW Solar PV system
Private Dwellings	Ventilation	• Kitchen Exhaust: Individual fan, ducted to façade or roof, manual on/off switch • Bathroom & Laundry Exhaust: Individual fan, ducted to façade or roof, interlocked to light
	Heating & Cooling to living and bedroom areas	• Heating: 1-phase air-conditioning EER 3.5 – 4.0 • Cooling: 1-phase air-conditioning EER 3.5 – 4.0
	Lighting	• Fluorescent or LED lights with dedicated fittings
	Appliances	• Gas cooktops and electric ovens • 4-star (energy rating) dishwashers • 4-star (energy rating) clothes washers • 6-star (energy rating) clothes dryers

Table 5. Courtyard Building Energy Commitments.

	Component	Commitment
Common Areas of residential areas	Lifts	• Quantity: 2, Gearless traction with VVVF motor
	Ventilation	• Carpark: ventilation (supply & exhaust). Controlled with carbon monoxide monitor and VSD fan • Switch room: ventilation supply only. Thermostatically controlled • Garbage room: ventilation exhaust only • Plant or service rooms: ventilation supply only. Thermostatically controlled • Ground floor lobby type: ventilation (supply & exhaust), Time clock or BMS controlled • Hallways/lobby type: ventilation (supply & exhaust), Time clock or BMS controlled
	Lighting	• Carpark: LED lighting with motion sensors • Lifts: LED lighting, connected to the lift call button • Switch room: LED lighting with manual on / manual off • Garbage room: LED lighting with motion sensors • Plant or service rooms: LED lighting with manual on / manual off • Ground floor lobby type: LED lighting with time clock and motion sensors • Hallways/Lobby type: LED lighting with time clock and motion sensors
	Central Hot Water	• Electric heat pump – air sourced with: – R1.0 insulation to external pipes – R0.6 insulation to internal pipes
	Alternative Energy Supply	• 35 kW Solar PV system
Private Dwellings	Ventilation	• Kitchen Exhaust: Individual fan, ducted to façade or roof, manual on/off switch • Bathroom & Laundry Exhaust: Individual fan, ducted to façade or roof, interlocked to light
	Heating & Cooling to living and bedroom areas	• Heating: 1-phase air-conditioning EER 3.5 – 4.0 • Cooling: 1-phase air-conditioning EER 3.5 – 4.0
	Lighting	• Fluorescent or LED lights with dedicated fittings
	Appliances	• Gas cooktops and electric ovens • 4-star (energy rating) dishwashers • 4-star (energy rating) clothes washers • 5-star (energy rating) clothes dryers

Table 6. Wattle St Building Energy Commitments.

	Component	Commitment
Common Areas of residential areas	Lifts	• Quantity: 4, Gearless traction with VVVF motor
	Ventilation	• Carpark: ventilation (supply & exhaust). Controlled with carbon monoxide monitor and VSD fan • Switch room: ventilation supply only. Thermostatically controlled • Garbage room: ventilation exhaust only • Plant or service rooms: ventilation supply only. Thermostatically controlled • Ground floor lobby type: no mechanical ventilation • Hallways/lobby type: no mechanical ventilation
	Lighting	• Carpark: LED lighting with motion sensors • Lifts: LED lighting, connected to the lift call button • Switch room: LED lighting with manual on / manual off • Garbage room: LED lighting with motion sensors • Plant or service rooms: LED lighting with manual on / manual off • Ground floor lobby type: LED lighting with time clock and motion sensors • Hallways/Lobby type: LED lighting with time clock and motion sensors
	Central Hot Water	• Electric heat pump – air sourced with: – R1.0 insulation to external pipes – R0.6 insulation to internal pipes
	Alternative Energy Supply	• 50 kW Solar PV system
Private Dwellings	Ventilation	• Kitchen Exhaust: Individual fan, ducted to façade or roof, manual on/off switch • Bathroom & Laundry Exhaust: Individual fan, ducted to façade or roof, interlocked to light
	Heating & Cooling to living and bedroom areas	• Heating: 1-phase air-conditioning EER 3.5 – 4.0 • Cooling: 1-phase air-conditioning EER 3.5 – 4.0
	Lighting	• Fluorescent or LED lights with dedicated fittings
	Appliances	• Gas cooktops and electric ovens • 4-star (energy rating) dishwashers • 4-star (energy rating) clothes washers • 5-star (energy rating) clothes dryers

Building Fabric Commitments

Table 7. Building Fabric Requirements.

Element	Insulation/glazing
External walls	• Concrete and Metal cladding with added R2.0 insulation.
Internal walls	• Plasterboard and Hebel Interterancy with added R2.0 insulation.
Floor	• Concrete with R2.0 insulation to habitable rooms with floors open to air
Ceiling	• Concrete with R4.0 insulation to top floor units
Roof	• Concrete with no added insulation
Glazing	• Specified glazing (as highlighted in blue below) to achieve a maximum system U-value of 3.0 and SHGC of 0.27 (+/-10%)- marked on plans (REFER BASIX REPORT DRAWINGS *) • All other glazing to achieve a maximum system U-value of 4.3 and SHGC of 0.53 (+/-10%)
Ceiling Penetrations	• Sealed LED downlights and exhaust fans.

BVN
ARCHITECTS REGISTRATION BOARD / NOMINATED ARCHITECTS
Telephone +61 2 8297 7200
Facsimile +61 2 8297 7299
www.bvn.com.au

INTELLECTUAL PROPERTY
COPYRIGHT BVN ARCHITECTURE PTY LIMITED. UNLESS OTHERWISE AGREED IN WRITING ALL RIGHTS TO THIS DOCUMENT ARE SUBJECT TO PAYMENT IN FULL OF ALL BVN CHARGES. THIS DOCUMENT MAY ONLY BE USED FOR THE EXPRESS PURPOSE AND PROJECT FOR WHICH IT HAS BEEN CREATED AND DELIVERED, AS NOTIFIED IN WRITING BY BVN AND THIS DOCUMENT MAY NOT BE OTHERWISE USED, OR COPIED. ANY UNAUTHORISED USE OF THIS DOCUMENT IS AT THE USER'S SOLE RISK AND WITHOUT LIMITING BVN'S RIGHTS THE USER RELEASES AND INDEMNIFIES BVN FROM AND AGAINST ALL LOSS SO ARISING.

NOTE
CONTRACTOR TO CHECK AND VERIFY ALL DIMENSIONS ON SITE PRIOR TO COMMENCEMENT OF WORK OR PREPARATION OF SHOP DRAWINGS. DO NOT SCALE THIS DRAWING

ISSUE	DATE	FOR	CHKD
01	09/02/23	STAGE 2 DA SUBMISSION	
02	03/11/23	STAGE 2 DA AMENDED SUBMISSION	
03	21/02/24	STAGE 2 DA AMENDED 2 SUBMISSION	

KEY PLAN

PLANNER: GYDE CONSULTING (02) 9068 7500
STRUCTURE: EI AUSTRALIA (02) 9516 0722
SERVICES: IGS ENGINEERING (02) 8488 4600
LANDSCAPE: OCULUS (02) 9557 5533

CLIENT: LANDREAM
CLIENT NUMBER
PROJECT MANAGER: ARGENTUM GROUP (02) 9037 0877

PROJECT: WATTLE STREET, 14-26 WATTLE STREET, PYRMONT
BVN PROJECT NUMBER: 2109023

TRUE NORTH / PROJECT NORTH
GRAPHIC SCALE 0 2000 5000
SCALE @A0 DO NOT SCALE
STATUS

DRAWING: BASIX COMMITMENTS
DRAWING NUMBER: AR-DA-A 01A-XX-05
ISSUE: 03

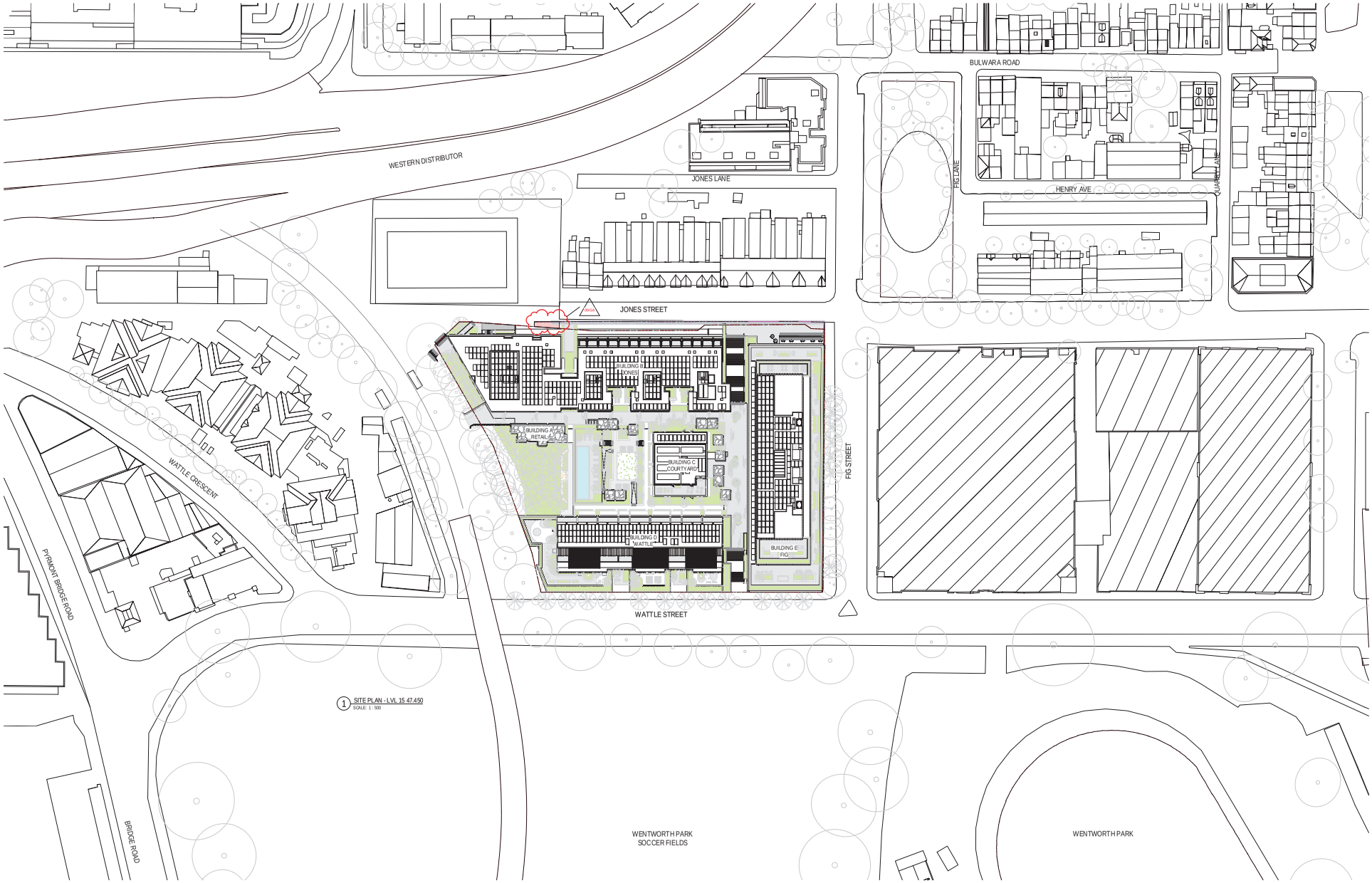

1 SITE PLAN - LVL 15 47.450
SCALE: 1 : 500

235

BVN

ARCHITECTS REGISTRATION BD 4400 I
NOMINATED ARCHITECTS

NSW
KEN NINOTIS DIPLA TYTOM DIPT
REG NO 5 6 7 8
FILI ALAN JUNTES
REG NO 7 9 4 7 8 ALAN
PETER FRANCIS DIPLA
REG PETER FYFIN DIPL
REG NO 5 6 9 5 NSW
ALAN JOHN WILLIAMS
REG NO 4 4 4 4 NSW

QLD
ROLYN ELLIS AIA
REG NO 1 0 2 3 QLD
LEONARD KARAMER
REG NO 4 4 8 QLD
DEREK JOHN O'BRIEN

Tel Sydney +61 2 9387 7200
Fax Sydney +61 2 9387 7299
www.bvn.com.au

INTELLECTUAL PROPERTY
COPYRIGHT BVN ARCHITECTS NB PTY LIMITED. UNLESS OTHERWISE AGREED IN WRITING ALL RIGHTS TO THIS DOCUMENT ARE EXCLUSIVELY TO PROPERTY IN FULL OTH & BYN C AMBIL DTS THIS DOC AND NT MAY ONLY BE USED FOR THE PURPOSE FOR WHICH IT IS PROVIDED BY BVN. THIS MAY NOT BE REPRODUCED IN ANY FORM OR BYN AN S THIS DOCU MEN THAN NOT BE STORED IN ANY FORM OR BYN AN S THIS DOCU MEN THAN NOT BE STORED IN ANY FORM OR BY ANY MEANS WITHOUT THE PRIOR WRITTEN PERMISSION OF BVN. BVN AND ANY PRODUCT ANTHOLOGIN S RELATE THE USER IS CLAIMED AND INDEMNIFIED BYN FRO MANC AGAINST ALL ACTIS SO MA DB S.

NOTE
DON TRACTOR TO CHECK AND VERIFY ALL DIMENSIONS ON SITE PRIOR TO COMMENCEMENT OF WORK OR FABRICATION OF SHOPE MAWINGS. DO NOT SCALE THIS DRAWIN G

ISSUE	DATE	FOR	CHKD
01	3.10.2022	PRE-DA	
02	1.10.2022	FOR INFORMATION	
03	3.10.2022	FOR INFORMATION	
04	7.11.2022	FOR INFORMATION	
05	2.11.2022	STAGE 2 DA DRAFT 01	
06	2.08.2023	FOR INFORMATION	
07	6.10.2023	STAGE 2 DA SUBMISSION	
08	7.10.2023	STAGE 2 DA AMENDED SUBMISSION	
09	2.10.2024	STAGE 2 DA PRESENTED 2 SUBMISSION	

SITE BOUNDARY
TOTAL AREA: 32,325 M2

DENOTES BOUNDARY OF THE FUTURE ACQUISITION FROM COUNCIL LAND (SEE MAS. PLAN, EXTENT OF BOUNDARY ALONG JONES STREET IS YET TO BE DETERMINED & FINALISED. TOTAL AREA: 1,218 M2

AREA EXCLUDED FROM SITE AREA FOR THE PURPOSE OF FSR CALCULATION (ZONE)
TOTAL AREA: 12, 361 M2

KEY PLAN

PLANNER
GYDE CONSULTING
(02) 9068 7500
STRUCTURE
EI AUSTRALIA
(02) 9516 0722
SERVICES
IGS ENGINEERING
(02) 8488 4600
LANDSCAPE
OCULUS
(02) 9957 5533

CLIENT
LANDREAM
CLIENT NUMBER
PROJECT MANAGER
ARGENTUM GROUP
(02) 9037 0977

PROJECT
STRUCTURE
WATTLE STREET
14-26 WATTLE STREET, PYRMONT
BVN PROJECT NUMBER
21.09.023

TRUE NORTH
PROJECT NORTH
GRAPHIC SCALE
0 20.00 50.00
SCALE
As indicated @ A1
DO NOT SCALE
STATUS

DRAWING
SITE PLAN
DRAWING NUMBER
AR-DA-A 10A-XX-02
ISSUE
09

C:\Users\ndavis.bvn\Revit_LOCAL\20221\AR_21.09.023_WSU_SHEETS_central_backup.rvt 21.09.2024 12:18:34 PM

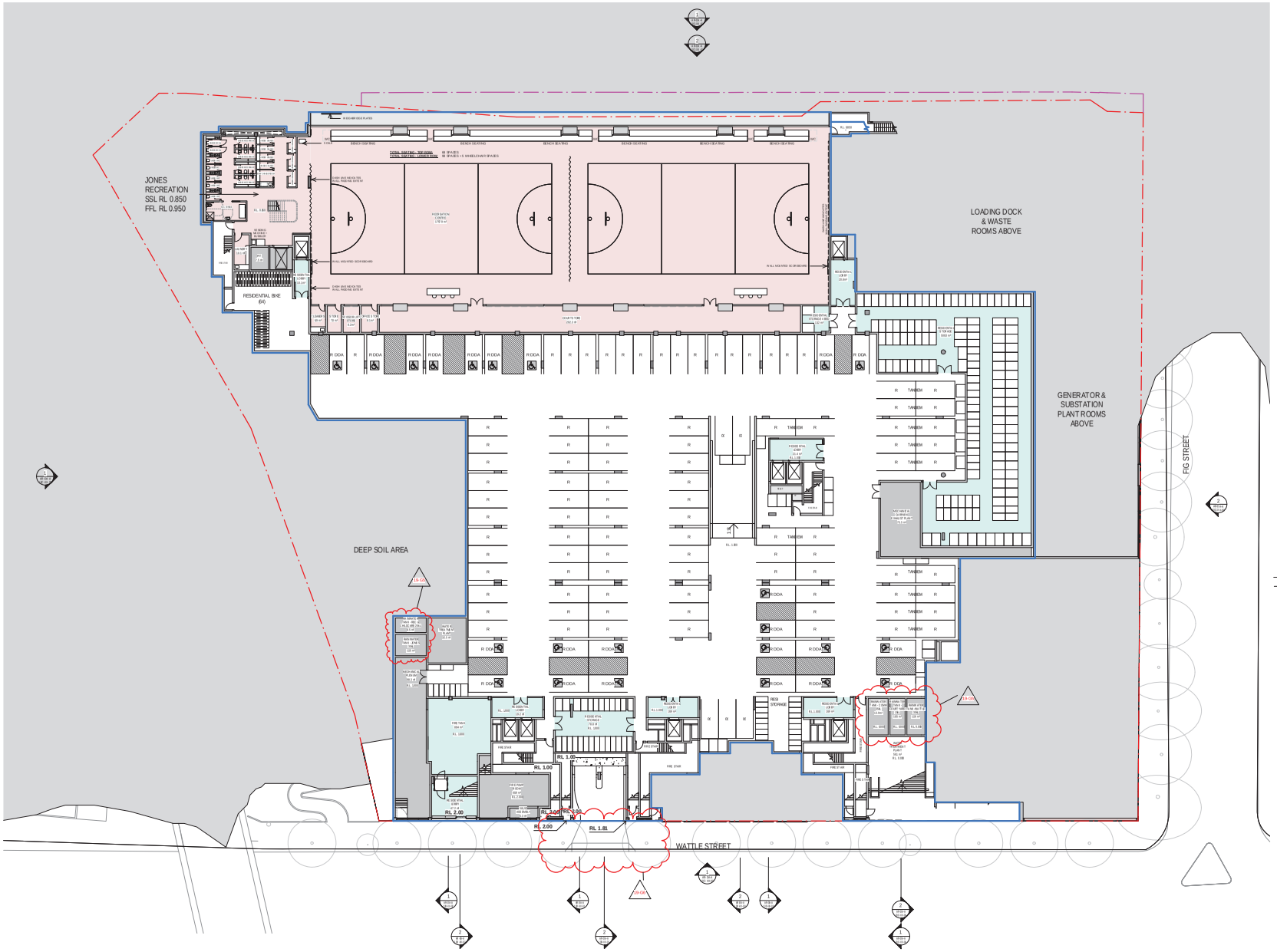

236

BVN

ARCHITECTS REGISTRATION BD 4400 |
NOMINATED ARCHITECTS

NSW
KIM NINETS DIPLOM TECHN DIPL
REG NO 6360
TEL 61 2 9299 2555
FAX 61 2 9 29 9149
GEORGE ANTHONY DE SILVA
REG NO 6 7 9 6 TEL
1 8 4 7 6 0 2 9 6 9 9 9
FAX 61 2 9 29 9 9 9 9
Email sydney@bvn.com.au
Website www.bvn.com.au

QLD
ELLEN ELLIS AIA
REG NO 1 0 2 3 TEL 61 7 3 2 1 1 8 2 0
FAX 61 7 3 2 1 1 8 2 0
Email brisbane@bvn.com.au
Website www.bvn.com.au

INTELLECTUAL PROPERTY
COPYRIGHT BVN & ARCHITECTS NB PTY LIMITED. UNLESS OTHERWISE AGREED IN WRITING ALL RIGHTS TO THIS DOCUMENT ARE EXCLUSIVELY TO PAYMENT IN FULL OF A BILL OF ABIDE THIS DOC AND NT MAY ONLY BE USED FOR THE PURPOSE FOR WHICH IT WAS PROVIDED BY BVN. NO ABIDE CREATED A NO BILL HERE IS A WAIVER OF BVN RIGHTS BVN AN ETHIS DEED MEN TNION NOT BE FORBIDDE UN DS, DE ZO HEIS ON ANY OTHER PERSON OR ENTITY WITHOUT THE PRIOR WRITTEN CONSENT OF BVN AND WITHOUT LIMITING BVN'S RIGHTS THE USER IS LICENSED AND PERMITTED BVN PROVIDED VIGHNT ALL IDS SCHA OB S

NOTE
CON TRACTOR TO CHECK AND VERIFY ALL DIMENSIONS ON SITE PRIOR TO COMMENCEMENT OF WORK OR THE FABRICATION OF ANY PARTS. DO NOT SCALE THIS DRAWIN G

ISSUE	DATE	FOR	CHKD
06	2.10.2023	FOR INFORMATION	
07	6.10.2023	FOR INFORMATION	
08	1.11.2023	FOR INFORMATION	
09	2.11.2023	FOR INFORMATION	
10	2.12.2023	FOR INFORMATION	
11	1.3.2024	FOR INFORMATION	
12	1.4.2024	FOR INFORMATION	
13	1.5.2024	FOR INFORMATION	
14	1.6.2024	FOR INFORMATION	
15	1.7.2024	STAGE 1 DA DRAFT 01	
16	1.8.2024	FOR INFORMATION	
17	2.8.2024	FOR INFORMATION	
18	2.9.2024	FOR INFORMATION	
19	4.10.2024	STAGE 2 DA SUBMISSION	
20	6.10.2024	STAGE 2 DA AMENDED SUBMISSION	
21	2.10.2024	STAGE 2 DA AMENDED SUBMISSION	

LEGEND

SITE BOUNDARY
TOTAL AREA: 12,129M²

DENOTES BOUNDARY OF THE FUTURE ACQUISITION FROM COUNCIL LAND (2591M²). FINAL EXTENT OF BOUNDARY ALONG JONES STREET IS YET TO BE DETERMINED & FINALISED. TOTAL AREA: 12,381 M²)

OUTLINE OF SUBMITTED STAGE 1 DA MOD MASSING

19 C01

KEY PLAN



PLANNER
GYDE CONSULTING
(02) 9068 7500

STRUCTURE
EI AUSTRALIA
(02) 9516 0722

SERVICES
IGS ENGINEERING
(02) 8488 4600

LANDSCAPE
OCULUS
(02) 9957 5533

CLIENT
LANDREAM

CLIENT NUMBER

PROJECT MANAGER
ARGENTUM GROUP
(02) 9037 0977

PROJECT
WATTLE STREET
14-26 WATTLE STREET, PYRMONT

BVN PROJECT NUMBER
21.09.023

TRUE NORTH

PROJECT NORTH

GRAPHIC SCALE
0 4000 10000

SCALE
As indicated @ A1 DO NOT SCALE

STATUS

DRAWING
GENERAL ARRANGEMENT PLAN - LEVEL 00

DRAWING NUMBER
AR-DA-A 10B-00-00

ISSUE
19

C:\Users\sdavidson\Desktop\21.09.023_WSU_SHEETS_central_backup.rvt 21/03/2024 12:18:36 PM

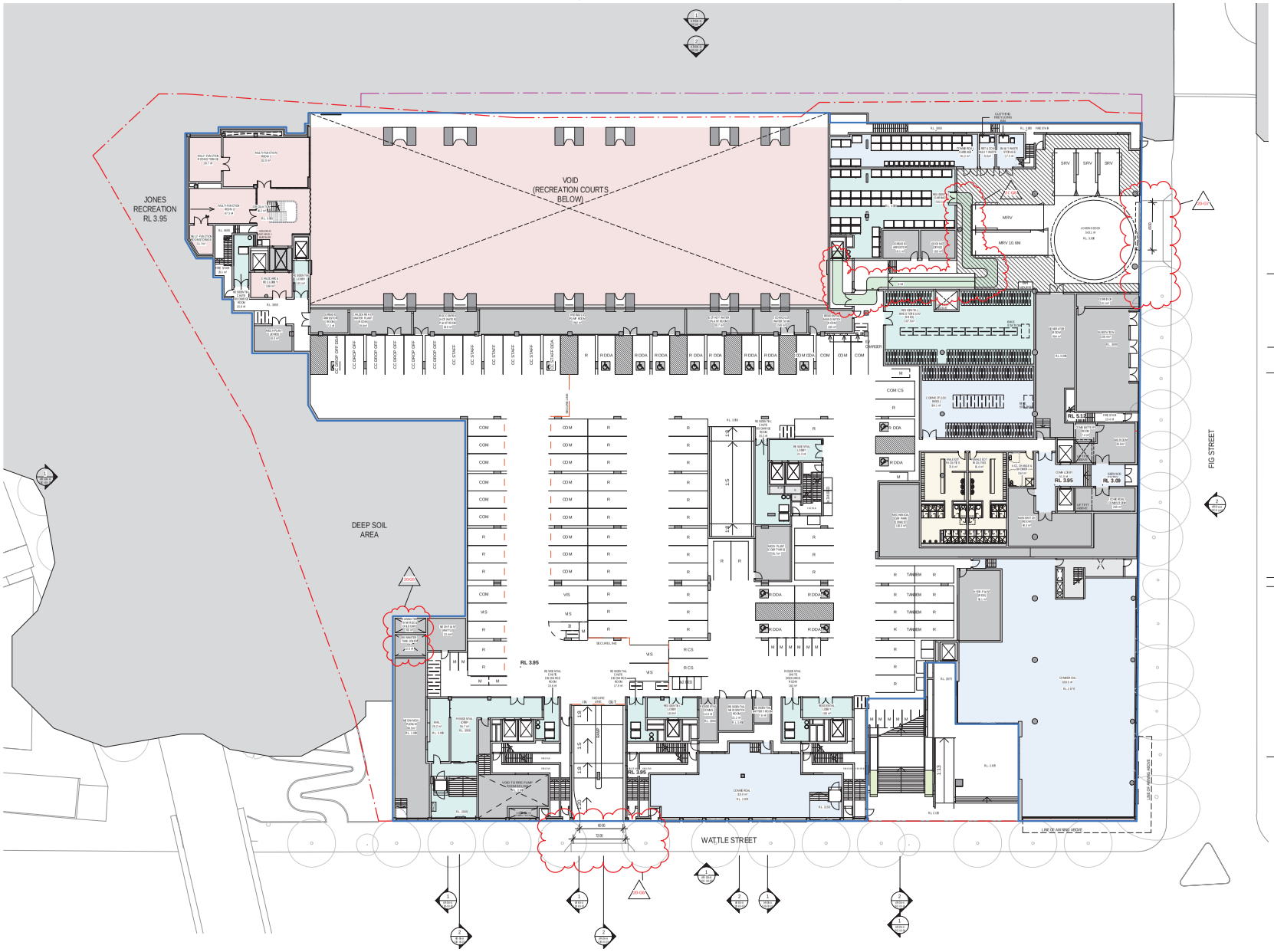

237

BVN

ARCHITECTS REGISTRATION BD-4FD I
NOM NATED ARCHITECTS

NSW
KEN NINETS DIRECTOR 5907
ROD SIMS 6359
TOM ALAN SARTOR
7303 NATHAN BLAIR
7305 PETER JOHN DEL VIS
7306 PETER FYFIN DEL
1847 KEN ON SIN WIS
7307 ANDREW JOHN MCNAMARA
7308 JAMES ALAN MCCOMBE
Telephone +61 2 9287 7200
Facsimile +61 2 9287 7299
www.bvn.com.au

QLD
ROLYN ELLIS 4/8
7309 ANDREW JOHN
LYNNHAM ASHWORTH
5102 HAS KELLY
5103 ROSS DIMSON

INTELLECTUAL PROPERTY
COPYRIGHT BVN ARCHITECTS NB PTY LIMITED. UNLESS OTHERWISE AGREED IN WRITING ALL RIGHTS TO THIS DOCUMENT ARE EXCLUSIVELY TO PROPERTY IN FULL FORM & WHICH ARE THIS DOC ONE NT MAY ONLY BE USED FOR THE PURPOSE FOR WHICH IT WAS PROVIDED BY BVN. THIS WAS BEEN CREATED IN NB BELIEVING IS A SUFFICIENT IN WRITING BY BVN AND THIS DOES NEN THAN NOT BE ITORRNWISE USES, DISCLOSED OR REPRODUCED WITHOUT THE PRIOR WRITTEN CONSENT OF BVN. ANY IDEAS, DESIGNS AND ARTWORKT LAIT INCLUDE & RELATE THE USER IS CLAIMED AND INDEMNIFIED BYN FRO HAVING AGAINST ALL LOSS SO HAR ON S.

NOTE
CON TRACTOR TO CHECK & VERIFY ALL DIMENSIONS ON SITE PRIOR TO COMMENCEMENT OF WORK OR FABRICATION OF ONLYTE WARNGS. DO NOT SCALE THIS DRAWIN G

ISSUE	DATE	FOR	CHKD
01	04.03.22	FOR INFORMATION	
02	11.03.22	FOR INFORMATION	
03	24.03.22	FOR INFORMATION	
04	21.02.22	FOR INFORMATION	
05	13.03.22	FOR INFORMATION	
06	24.03.22	FOR INFORMATION	
07	31.03.22	STAGE 1 DA DRAFT 01	
08	13.06.22	FOR INFORMATION	
09	30.06.22	FOR INFORMATION	
10	15.08.22	FOR INFORMATION	
11	07.09.22	STAGE 1 DA SUBMISSION	
12	04.09.22	STAGE 2 DA SUBMISSION	
13	03.03.23	STAGE 2 DA AMENDED SUBMISSION	
14	21.09.23	STAGE 2 DA AMENDED SUBMISSION	

LEGEND

SITE BOUNDARY
TOTAL AREA 12,129M²

DENOTES BOUNDARY OF THE FUTURE ACQUISITION FROM COUNCIL LAND (256M²). FINAL EXTENT OF BOUNDARY ALONG JONES STREET IS YET TO BE DETERMINED & FINALISED. TOTAL AREA: 12,381 M²)

OUTLINE OF SUBMITTED STAGE 1 DA MOD MASSING

AR-G13

C:\Users\sdavis.bvn\Revit_LOCAL\0121\AR_21-09023_WSU_SHEETS_central_backup.rvt 21/09/2023 12:19:00 PM

KEY PLAN

PLANNER
GYDE CONSULTING
(02) 9362 7500

STRUCTURE
EI AUSTRALIA
(02) 9516 0722

SERVICES
IGS ENGINEERING
(02) 8488 4600

LANDSCAPE
OCULUS
(02) 9957 5533

CLIENT
LANDREAM
CLIENT NUMBER

PROJECT MANAGER
ARGENTUM GROUP
(02) 9037 0977

PROJECT
WATTLE STREET
14-26 WATTLE STREET, PYRMONT
BVN PROJECT NUMBER
21.09023

TRUE NORTH
PROJECT NORTH
GRAPHIC SCALE
0 4000 10000
SCALE
As indicated @ A1
DO NOT SCALE
STATUS

DRAWING
GENERAL ARRANGEMENT PLAN - LEVEL 01
DRAWING NUMBER
AR-DA-A 10B-01-00
ISSUE
20

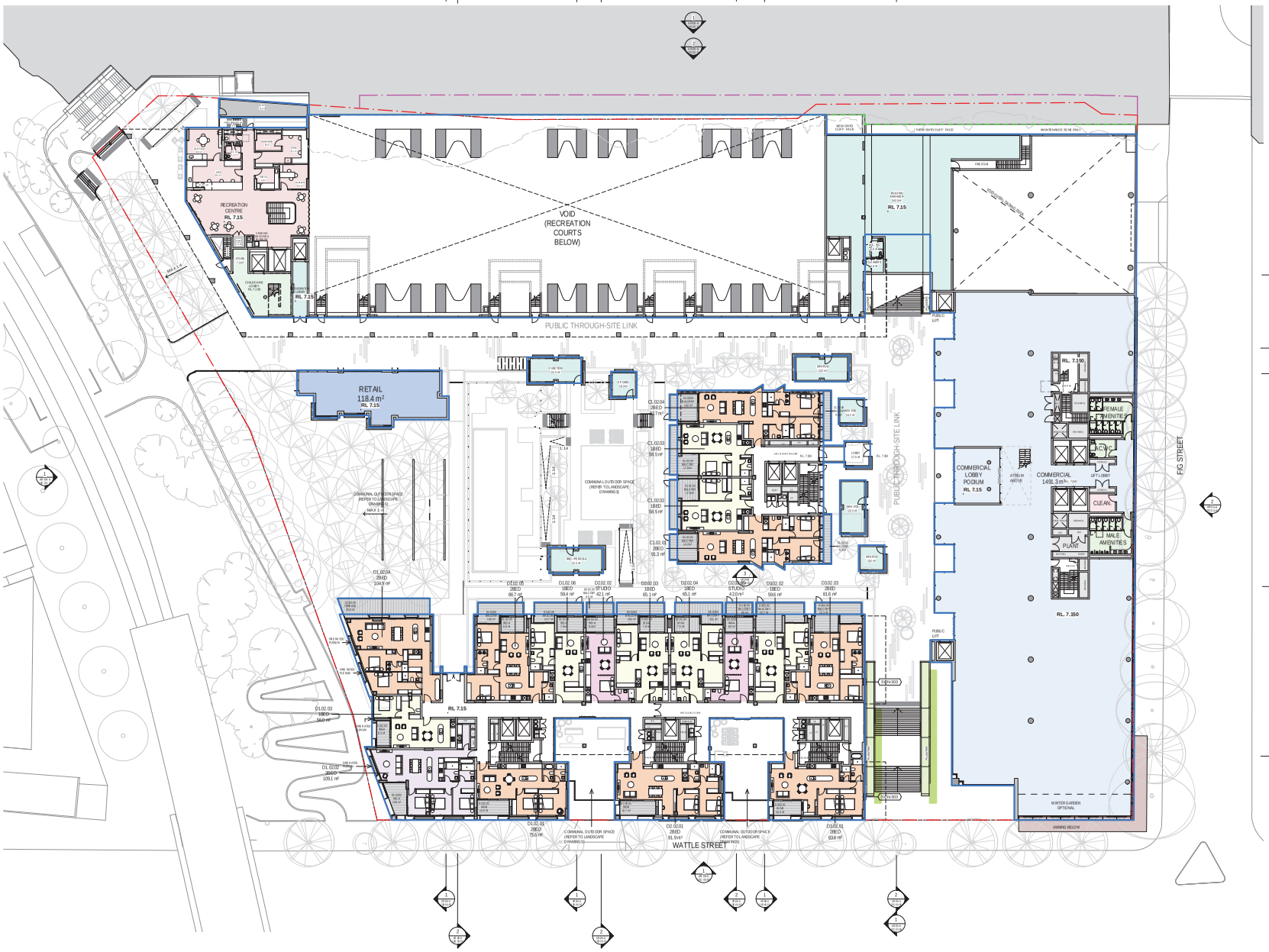

238

BVN

ARCHITECTS REGISTRATION BD-4-D |
NOMINATED ARCHITECTS

NSW
KEN NAKATA (NSW 7177)CM (ONT)
PO Box 1488
TOLL BLAIN (5387)
(NSW 7144 EN 6L4A)
Level 2, 18 Jonson St
(NSW 7169 PETER FYFE BE)
(ACT 1322 EN 3L5)
Sydney NSW 2000 Australia
Telephone +61 2 9297 7200
Facsimile +61 2 9297 7299
www.bvn.com.au

CLD
(5179 ELLEN AN)
(NSW 7176 ANDREW BRIN)
(VIC 5 ANNA LANKAMP)
(5200 ANN KELLY)
(NSW 6 ERIN O'BRIEN)

INTELLECTUAL PROPERTY

COPYRIGHT BVN ARCHITECTS NSW PTY LIMITED. UNLESS OTHERWISE AGREED IN WRITING ALL RIGHTS TO THIS DOCUMENT ARE EXCLUSIVELY TO PROPERTY IN FULL EFFECT. ALL RIGHTS ARE RESERVED. THIS DOC MAY NOT ONLY BE USED FOR THE PURPOSE FOR WHICH IT IS PROVIDED. ALL IDEAS, DESIGNS AND DATA HAVE BEEN CREATED FOR THIS PURPOSE AND ARE NOT TO BE DISCLOSED OR WITHIN BVN OR THIRD PARTIES WITHOUT PRIOR WRITTEN PERMISSION. THE USER IS RESPONSIBLE FOR ANY MODIFICATIONS MADE TO THIS DOCUMENT WITHOUT PRIOR WRITTEN PERMISSION. BVN AND ANY PRODUCT AUTHORISED BY BVN ACCEPTS NO RISK AND DISCLAIMS ALL RIGHTS THE USER IS CLAIMED AND INDEMNIFIED BVN FROM AND AGAINST ALL LOSS SO FAR AS BVN

NOTE

SCALE THEOFTOR: DO CHECK & VERIFY ALL DIMENSIONS ON SITE PRIOR TO COMMENCEMENT OF WORK OR OF FABRICATION OF ANY PARTS. DO NOT SCALE THIS DRAWING

ISSUE	DATE	FOR	CHKD
06	18.10.22	FOR INFORMATION	
06	21.10.22	FOR INFORMATION	
07	04.11.22	FOR INFORMATION	
08	17.11.22	FOR INFORMATION	
09	21.02.22	FOR INFORMATION	
10	11.03.22	FOR INFORMATION	
11	14.03.22	FOR INFORMATION	
12	17.03.22	STAGE 1 DA DRAFT 01	
13	14.06.22	FOR INFORMATION	
14	21.06.22	FOR INFORMATION	
15	02.12.22	FOR INFORMATION	
16	01.03.23	STAGE 2 DA SUBMISSION	
17	03.03.23	STAGE 2 DA AMENDED SUBMISSION	
18	21.09.23	STAGE 2 DA AMENDED SUBMISSION	

LEGEND

- SITE BOUNDARY
  TOTAL AREA 12,129M²
- DENOTES BOUNDARY OF THE FUTURE ACQUISITION FROM COUNCIL LAND (259M²). FINAL EXTENT OF BOUNDARY ALONG JONES STREET IS YET TO BE DETERMINED & FINALISED. TOTAL AREA: 12,381 M²)
- OUTLINE OF SUBMITTED STAGE 1 DA MOD MASSING
- ACOUSTIC PLENUM
- ACOUSTIC + FIRE RATED PLENUM
- NON-ACOUSTIC PLENUM

KEY PLAN

PLANNER
GYDE CONSULTING
(02) 9068 7500
STRUCTURE
EI AUSTRALIA
(02) 9516 0722
SERVICES
IGS ENGINEERING
(02) 8488 4600
LANDSCAPE
OCULUS
(02) 9957 5533

CLIENT
LANDREAM
CLIENT NUMBER
PROJECT MANAGER
ARGENTUM GROUP
(02) 9037 0977

PROJECT
WATTLE STREET
14-26 WATTLE STREET, PYRMONT
BVN PROJECT NUMBER
2109023

TRUE NORTH
PROJECT NORTH
GRAPHIC SCALE
0 4000 10000
SCALE
As indicated @ A1
DO NOT SCALE
STATUS

DRAWING
GENERAL ARRANGEMENT
PLAN - LEVEL 02
DRAWING NUMBER
AR-DA-A-10B-02-00
ISSUE
18

C:\Users\admin\Desktop\REVIT_LOCAL\2021\AR_2109023_WSU_SHEETS_central_backup.rvt 21/09/2023 12:19:40 PM

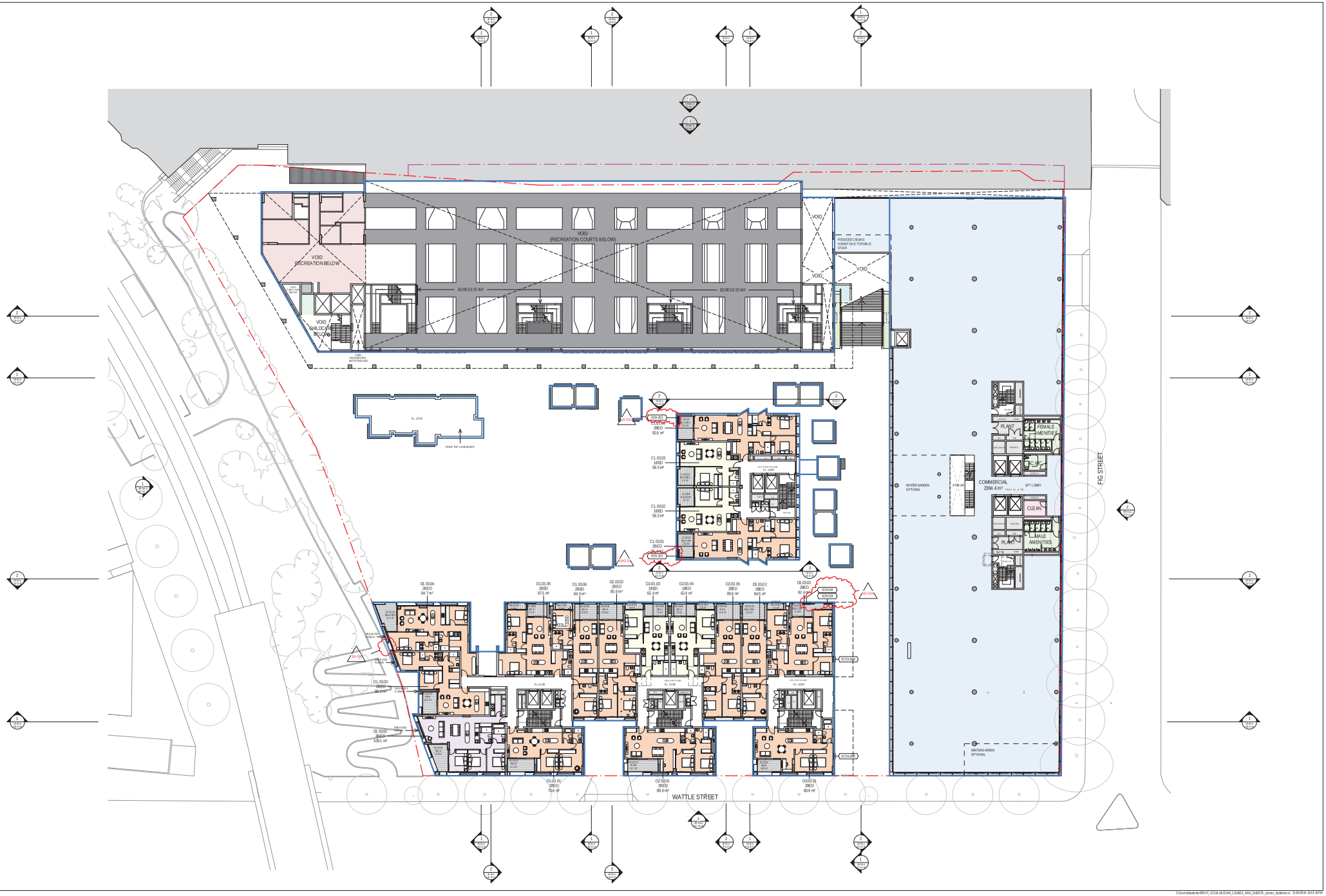

239

BVN

ARCHITECTS REGISTRATION BD AND I
NOMINATED ARCHITECTS

NSW
KEN NAKATA 5394 TITCHIN 6901
PAUL BARR 6385
TSU ALAN 6349TSU
TRISH TAN 6126 ALAN
PETER WILKINSON 5836 PETER TYRIN 5911
LINKY KEEN 5936 MIS
ANDREW MCNAMARA 6710
Telephone +61 2 9281 7200
Facsimile +61 2 9281 7299
www.bvn.com.au

QLD
ELLEN GILLIAN
ANDREW MCNAMARA
LYSANNA LUNKUSE
SUZIE HAN KELLY
DEBBIE ANN OWENS

INTELLECTUAL PROPERTY
COPYRIGHT BVN ARCHITECTS NB PTY LIMITED. UNLESS OTHERWISE AGREED IN WRITING ALL RIGHTS TO THIS DOCUMENT ARE EXCLUSIVELY TO PAYMENT IN FULL OF A BILL OF EXCHANGE THIS DOC AND NT MAY ONLY BE USED FOR THE PURPOSE FOR WHICH IT IS PROVIDED. THIS DOC MAY NOT BE MADE OBSOLETE OR BECOME A NB BILL OF EXCHANGE IN WRITING BY BVN AND THIS DOC MEN THAT NOT TO BE FORWARDED. DO NOT SCALE THIS DOC. ALL DIMENSIONS TO BE CHECKED ON SITE. ERRORS AND OMISSIONS MUST BE NOTIFIED TO BVN AND WITHOUT LIMITING BVN'S RIGHTS THE USER IS CLAIMED AND INDEMNIFIED BVN FROM AND AGAINST ALL LOSS SEAR ON S.

NOTE
CON TRACTOR TO CHECK & VRIFY ALL DIMENSIONS ON SITE PRIOR TO COMMENCEMENT OF WORK OR FABRICATION OF SHOPE DRAWINGS. DO NOT SCALE THIS DRAWIN G

ISSUE	DATE	FOR	CHKD
06	18.10.22	FOR INFORMATION	
06	21.10.22	FOR INFORMATION	
07	04.11.22	FOR INFORMATION	
08	17.11.22	FOR INFORMATION	
09	21.02.22	FOR INFORMATION	
10	11.03.22	FOR INFORMATION	
11	14.03.22	FOR INFORMATION	
12	17.03.22	STAGE 1 DA DRAFT 01	
13	14.04.22	FOR INFORMATION	
14	21.06.22	FOR INFORMATION	
15	05.12.22	FOR INFORMATION	
16	01.03.23	STAGE 2 DA SUBMISSION	
17	03.03.23	STAGE 2 DA AMENDED SUBMISSION	
18	21.09.23	STAGE 2 DA AMENDED SUBMISSION	

LEGEND

- SITE BOUNDARY
  TOTAL AREA 12,129M²
- DENOTES BOUNDARY OF THE FUTURE ACQUISITION FROM COUNCIL LAND (256M²). FINALE EXTENT OF BOUNDARY ALONG JONES STREET IS YET TO BE DETERMINED & FINALISED. TOTAL AREA: 12,381 M²)
- OUTLINE OF SUBMITTED STAGE 1 DA MOD MASSING
- ACOUSTIC PLENUM
- ACOUSTIC + FIRE RATED PLENUM
- NON-ACOUSTIC PLENUM

KEY PLAN

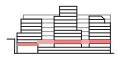

PLANNER
GYDE CONSULTING
(02) 9068 7500
STRUCTURE
EI AUSTRALIA
(02) 9516 0722
SERVICES
IGS ENGINEERING
(02) 8488 4600
LANDSCAPE
OCULUS
(02) 9957 9533

CLIENT
LANDREAM
CLIENT NUMBER
PROJECT MANAGER
ARGENTUM GROUP
(02) 9037 0977

PROJECT
WATTLE STREET
14-26 WATTLE STREET, PYRMONT
BVN PROJECT NUMBER
2109023

TRUE NORTH
PROJECT NORTH
GRAPHIC SCALE
0 4000 10000
SCALE
As indicated @ A1 DO NOT SCALE
STATUS

DRAWING
GENERAL ARRANGEMENT
PLAN - LEVEL 03
DRAWING NUMBER
AR-DA-A 10B-03-00
ISSUE
18

C:\Users\ekaterina.fiteVIT_LOCAL\20221VR_F3\20221_WSU_SHEETS_central_facades.rvt 21/09/2024 12:41:31 PM

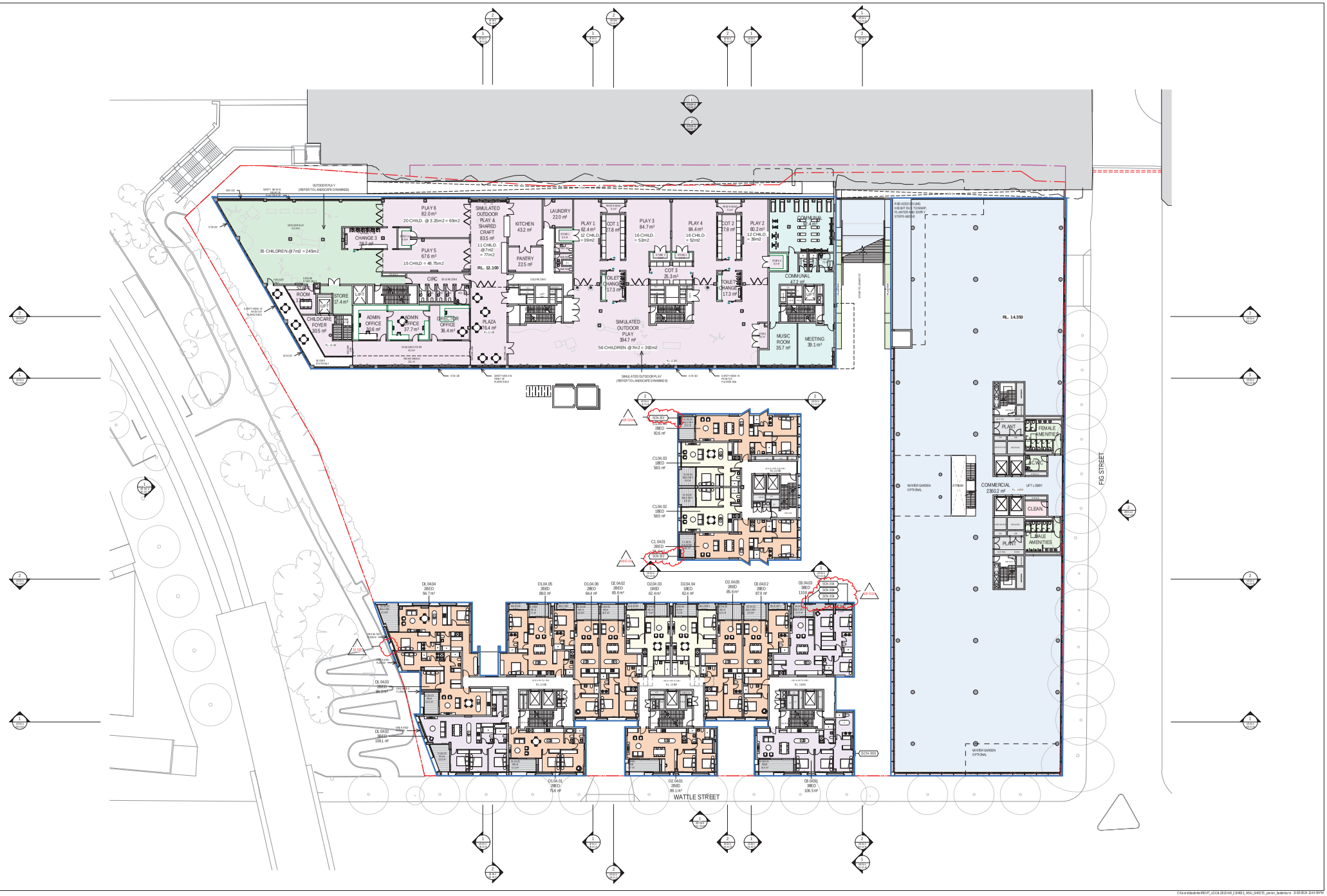

240

BVN

ARCHITECTS REGISTRATION BD-4-00 |
NOMINATED ARCHITECTS

NSW
KIM NINOTIS DIPLOMA OF ARCHITECTURE (SYDNEY) 7321 - ALAN JAMIESON 7393 - TIM FOX BLARCH 6359 - ANDREW MCNAMARA 7394 - PETER FLYNN BSc (ARCH)(UNSW) 6359 - ANDREW MCNAMARA

QLD
ELLEN ELLIS ARB 1003 - ANDREW MCNAMARA 1103 - DAVID ARCHER 1103 - DAVID ARCHER

Sydney
Tel +61 2 8287 7200
Fax Gen/Info +61 2 8287 7299
www.bvn.com.au

INTELLECTUAL PROPERTY
COPYRIGHT BVN ARCHITECTS NSW PTY LIMITED. UNLESS OTHERWISE AGREED IN WRITING ALL RIGHTS TO THIS DOCUMENT ARE EXCLUSIVELY TO PROPERTY IN FULL EFFECT. ALL RIGHTS ARE RESERVED. THIS DOC ONLY MAY BE USED FOR THE PURPOSE FOR WHICH IT WAS PROVIDED BY BVN. NO PART MAY BE COPIED OR REPRODUCED IN ANY FORM OR BY ANY MEANS WITHOUT BVN'S PRIOR WRITTEN PERMISSION. THE INFORMATION CONTAINED IN THIS DOCUMENT IS PROPRIETARY AND CONFIDENTIAL. BVN MAKES NO REPRESENTATIONS OR WARRANTIES ABOUT THE SUITABILITY OF THE INFORMATION CONTAINED IN THIS DOCUMENT FOR ANY PURPOSE. THE INFORMATION IS PROVIDED "AS IS" WITHOUT WARRANTY OF ANY KIND. BVN AND ITS AGENTS, EMPLOYEES & RELATED PARTIES HEREBY DISCLAIMS ALL WARRANTIES WITH REGARD TO THE INFORMATION, INCLUDING ALL IMPLIED WARRANTIES OF MERCHANTABILITY AND FITNESS FOR A PARTICULAR PURPOSE. IN NO EVENT SHALL BVN AND ITS AGENTS, EMPLOYEES & RELATED PARTIES BE LIABLE FOR ANY DIRECT, INDIRECT, SPECIAL, INCIDENTAL, OR CONSEQUENTIAL DAMAGES ARISING OUT OF OR IN CONNECTION WITH THE USE OF THIS DOCUMENT.

NOTE
USE TRACTOR TO CHECK AND VERIFY ALL ZONE MARKING ON SITE PRIOR TO COMMENCEMENT OF WORK. ERR IF INFORMATION IS OF UNCLEAR MEANING, DO NOT SCALE THIS DRAWING.

ISSUE	DATE	FOR	CHKD
01	18.10.22	FOR INFORMATION	
02	25.10.22	FOR INFORMATION	
03	04.11.22	FOR INFORMATION	
04	17.11.22	FOR INFORMATION	
05	21.02.02	FOR INFORMATION	
06	21.03.22	FOR INFORMATION	
07	14.04.22	FOR INFORMATION	
08	21.04.22	FOR INFORMATION	
09	21.02.23	STAGE 1 DA DRAFT 01	
10	14.03.23	FOR INFORMATION	
11	31.03.23	FOR INFORMATION	
12	04.04.23	FOR INFORMATION	
13	21.04.23	FOR INFORMATION	
14	05.05.23	STAGE 2 DA SUBMISSION	
15	23.05.23	STAGE 2 DA AMENDED SUBMISSION	
16	21.06.23	STAGE 2 DA INTERIM D.F. SUBMISSION	

LEGEND

- SITE BOUNDARY
  TOTAL AREA 12,129M²
- DENOTES BOUNDARY OF THE FUTURE ACQUISITION FROM COUNCIL LAND (256M²). FINAL EXTENT OF BOUNDARY ALONG JONES STREET IS YET TO BE DETERMINED & FINALISED. TOTAL AREA: 12,381 M²)
- OUTLINE OF SUBMITTED STAGE 1 DA MOD MASSING
- ACOUSTIC PLENUM
- ACOUSTIC + FIRE RATED PLENUM
- NON-ACOUSTIC PLENUM

KEY PLAN

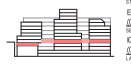

PLANNER
GYDE CONSULTING
(02) 9362 7500

STRUCTURE
EI AUSTRALIA
(02) 9516 0722

SERVICES
IGS ENGINEERING
(02) 8488 4600

LANDSCAPE
OCULUS
(02) 9957 5533

CLIENT
LANDCEAM
CLIENT NUMBER

PROJECT MANAGER
ARGENTUM GROUP
(02) 9037 0977

PROJECT
WATTLE STREET
14-26 WATTLE STREET, PYRMONT
BVN PROJECT NUMBER
21.09023

TRUE NORTH
PROJECT NORTH
GRAPHIC SCALE
0 4000 10000
SCALE
As indicated @ A0
DO NOT SCALE
STATUS

DRAWING
GENERAL ARRANGEMENT
PLAN - LEVEL 03 & LEVEL 04
DRAWING NUMBER
AR-DA-A.10B-04-00
ISSUE
18

C:\Users\ndavidson\Revit_LOCAL\0221\R_21.09023_WSU_SHEETS_central_backup.rvt 21/03/2024 12:41:19 PM

241

BVN

ARCHITECTS REGISTRATION BD-4-00 |
NOMINATED ARCHITECTS

NSW
KIM NAKOS (NSW FITZOW OWY)
REG NO 6359
FILI ALAN SARTOR
REG NO 7141 (SA 6)
ANDREW JOHN MCLEAN
REG NO 7139 (SA 6)
PETER FITZHERBERT
REG NO 6359 (NSW)
ANDREW JOHN MCLEAN
REG NO 7139 (SA 6)

QLD
ROLF PETER GLASS
REG NO 1103 (QLD)
ANDREW JOHN MCLEAN
REG NO 7139 (SA 6)
DEREK JOHN O'BRIEN
REG NO 1103 (QLD)

Level 8
Tel (02) 9246 7200
Fax (02) 9246 7200
www.bvn.com.au

INTELLECTUAL PROPERTY
COPYRIGHT BVN ARCHITECTS NSW PTY LIMITED. UNLESS OTHERWISE AGREED IN WRITING ALL RIGHTS TO THIS DOCUMENT ARE OUR ASSET TO PAYMENT IN FULL FOR ALL SERVICES RENDERED. THIS DOC AND NT MAY ONLY BE USED FOR THE PURPOSE FOR WHICH IT IS PROVIDED. DO NOT SCALE THIS DRAWING. CHECK FIGURES AND REPORT ANY ERRORS OR OMISSIONS TO THE ARCHITECT BVN AND STATED BELOW. THIS DRAWING MAY NOT BE REPRODUCED, USED, OR DISCLOSED WITHOUT WRITTEN PERMISSION. ALL LICENCES, RIGHTS AND OBLIGATIONS ARE AS SET OUT IN THE AGREEMENT BETWEEN BVN AND THE USER. ALL LICENCES, RIGHTS AND OBLIGATIONS CEASE IMMEDIATELY BVN AND THE USER IS LIABLE AND INDEMNIFIED BVN FROM AND AGAINST ALL LOSS SEE AIA B-1.

NOTE
SEN TRACTOR: DO CHECK & VERIFY ALL ZONE NAMING ON SITE PRIOR TO COMMENCEMENT OF WORK OR IF REPORTED IN OP SHOPS WARNING, DO NOT SCALE THIS DRAWING.

ISSUE	DATE	FOR	CHKD
01	18.10.22	FOR INFORMATION	
02	25.10.22	FOR INFORMATION	
03	04.11.22	FOR INFORMATION	
04	17.11.22	FOR INFORMATION	
05	21.02.22	FOR INFORMATION	
06	14.03.22	FOR INFORMATION	
07	14.03.22	FOR INFORMATION	
08	17.03.22	FOR INFORMATION	
09	14.04.22	STAGE 1 DA DRAFT 01	
10	14.06.22	FOR INFORMATION	
11	14.06.22	FOR INFORMATION	
12	17.03.23	STAGE 1 DA DRAFT 02	
13	14.06.23	FOR INFORMATION	
14	21.06.23	FOR INFORMATION	
15	05.07.23	FOR INFORMATION	
16	05.08.23	STAGE 2 DA SUBMISSION	
17	03.10.23	STAGE 2 DA AMENDED SUBMISSION	
18	21.09.23	STAGE 2 DA AMENDED SUBMISSION	

LEGEND

- SITE BOUNDARY
  TOTAL AREA 12,129M²
- DENOTES BOUNDARY OF THE FUTURE ACQUISITION FROM COUNCIL LAND (256M²). FINAL EXTENT OF BOUNDARY ALONG JONES STREET IS YET TO BE DETERMINED & FINALISED. TOTAL AREA: 12,381 M²)
- OUTLINE OF SUBMITTED STAGE 1 DA MOD MASSING
- ACOUSTIC PLENUM
- ACOUSTIC + FIRE RATED PLENUM
- NON-ACOUSTIC PLENUM

C:\Users\sdavidson\Desktop\REVIT_LOCAL\20221021_2.3\0021_WSU_SHEETS_centralc_davidson.rvt 21/09/2023 12:41:11 PM

KEY PLAN

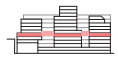

PLANNER
GYDE CONSULTING
(02) 9068 7500

STRUCTURE
EI AUSTRALIA
(02) 9516 0722

SERVICES
IGS ENGINEERING
(02) 8488 4600

LANDSCAPE
OCULUS
(02) 9957 5533

CLIENT
LANDREAM

CLIENT NUMBER

PROJECT MANAGER
ARGENTUM GROUP
(02) 9037 0977

PROJECT
WATTLE STREET
14-26 WATTLE STREET, PYRMONT

BVN PROJECT NUMBER
21.09.023

TRUE NORTH
PROJECT NORTH

GRAPHIC SCALE
0 4000 10000

SCALE
As indicated @ A0
DO NOT SCALE

STATUS

DRAWING
GENERAL ARRANGEMENT
PLAN - LEVEL 04 & LEVEL 05

DRAWING NUMBER
AR-DA-A.10B-05-00

ISSUE
18

BVN

ARCHITECTS REGISTRATION BD 4450 |
NOMINATED ARCHITECTS
NSW
KEN NAKATA DIPARCH (TOKYO) 6307
TEL +61 (0)2 9281 8000
FAX +61 (0)2 9281 8200
Level 6, 225 Bourke Street
Melbourne VIC 3000 Australia
Telephone +61 (0)3 9670 1111
Facsimile +61 (0)3 9670 1200
www.bvn.com.au

INTELLECTUAL PROPERTY
COPYRIGHT BVN ARCHITECTS NSW PTY LIMITED. UNLESS OTHERWISE AGREED IN WRITING ALL RIGHTS TO THIS DOCUMENT ARE EXCLUSIVELY TO PROPERTY IN FULL EFFECT & WITHOUT LIMITATION THIS DOC AND NT MAY ONLY BE USED FOR THE PURPOSE FOR WHICH IT IS PROVIDED BY BVN. ANY OTHER USE WAS BEEN CREATED IN AND RELIANCE ON & CERTIFIED IN WRITING BY BVN AND THIS DOES NEN THAN NOT BE TO PERMIT BE LIEVED, OR OTHER WISE TO BE RELIED UPON BY ANY THIRD PARTY. ALL RIGHTS ARE RESERVED. NO ANY WITHOUT LIMITING BVN'S RIGHTS THE USER IS CLEARLY AND PERMANENTLY BVN FROM ANY AGAINST ALL LOSS SEAR ON S.

NOTE
SCN TRACTOR TO CHECK & VERIFY ALL ZONE NOTING ON SITE PRIOR TO COMMENCEMENT OF ANY WORK OR FABRICATION OF ANY PE MAINGS, DO NOT SCALE THIS DRAWIN G

ISSUE	DATE	FOR	CHKD
06	18.10.22	FOR INFORMATION	
06	25.10.22	FOR INFORMATION	
07	04.11.22	FOR INFORMATION	
08	17.11.22	FOR INFORMATION	
09	2.12.22	FOR INFORMATION	
10	14.12.22	FOR INFORMATION	
11	14.12.22	FOR INFORMATION	
12	7.12.22	STAGE 1 DA DRAFT 01	
13	1.02.23	FOR INFORMATION	
14	2.02.23	FOR INFORMATION	
15	10.02.23	FOR INFORMATION	
16	6.03.23	STAGE 1 DA SUBMISSION	
17	6.03.23	STAGE 2 DA AMENDED SUBMISSION	
18	21.03.23	STAGE 2 DA AMENDED SUBMISSION	

LEGEND

- SITE BOUNDARY TOTAL AREA 12,125m²
- DENOTES BOUNDARY OF THE FUTURE ACQUISITION FROM COUNCIL LAND (256M²). FINALE EXTENT OF BOUNDARY ALONG JONES STREET IS YET TO BE DETERMINED & FINALISED. TOTAL AREA: 12,381 M²)
- OUT LINE OF SUBMITTED STAGE 1 DA MOD MASSING
- ACOUSTIC PLENUM
- ACOUSTIC + FIRE RATED PLENUM
- NON-ACOUSTIC PLENUM

KEY PLAN

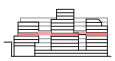

PLANNER
GYDE CONSULTING
(02) 9068 7500
STRUCTURE
EI AUSTRALIA
(02) 9516 0722
SERVICES
IGS ENGINEERING
(02) 8488 4600
LANDSCAPE
OCULUS
(02) 9957 5533

CLIENT
LANDREAM
CLIENT NUMBER
PROJECT MANAGER
ARGENTUM GROUP
(02) 9037 0977

PROJECT
WATTLE STREET
14-26 WATTLE STREET, PYRMONT
BVN PROJECT NUMBER
21.09.023

TRUE NORTH
PROJECT NORTH
GRAPHIC SCALE
0 4000 10000
SCALE
As indicated @ A0
DO NOT SCALE
STATUS

DRAWING
GENERAL ARRANGEMENT
PLAN - LEVEL 05 & LEVEL 06
DRAWING NUMBER
AR-DA-A.10B-06-00
ISSUE
18

C:\Users\ndaniel\Desktop\REVIT_LOCAL\21.09.023_WSU_SHEETS_central_backup.rvt 21.03.2023 10:14:21 AM PM

243

BVN

ARCHITECTS REGISTRATION BD 4450 I
NOMINATED ARCHITECTS

NSW
KIM NAKITA CHAN TYTOM 6367
LEVEL 5, 191 ST KILDA RD
PO BOX 3448 DOCKLANDS
VIC 3008 AUSTRALIA
T 61 3 9614 1011
F 61 3 9614 1001
NSW REGISTRATION NO.
6367 ISSUE ON 20 JUL 1999
ACN 005 000 007 ABN 26 000 000 007
Telephone: +61 2 9287 7200
Facsimile: +61 2 9287 7299
www.bvn.com.au

QLD
ELLYN ELLIS 4145
LEVEL 1, 33 CHANDLER STREET
CLEVELAND QLD 4163
ISSUE 6 ON 1 MARCH 2006

INTELLECTUAL PROPERTY
COPYRIGHT BVN ARCHITECTS NB PTY LIMITED. UNLESS OTHERWISE AGREED IN WRITING ALL RIGHTS TO THIS DOCUMENT ARE EXCLUSIVELY TO PROPERTY IN FULLEFFECT & SPECIFIC AMBIGUITIES THIS DOC AND NT MAY ONLY BE USED FOR THE PURPOSE FOR WHICH IT WAS PROVIDED BY BVN. IT MAY NOT BE REPRODUCED OR DISCLOSED IN ANY MANNER WHATSOEVER WITHOUT BVN'S PRIOR WRITTEN CONSENT. BVN ACCEPTS NO LIABILITY WHATSOEVER TO ANY PERSON OTHER THAN BVN ARCHITECTS NB PTY LTD ACN 005 000 007 ABN 26 000 000 007 ARISING FROM OR IN CONNECTION WITH THIS DOCUMENT. BVN ARCHITECTS NB PTY LTD ACCEPTS NO LIABILITY TO ANY PERSON WHO MAY RELY ON THIS DOCUMENT WITHOUT BVN ARCHITECTS NB PTY LTD'S PRIOR WRITTEN CONSENT.

NOTE
CON TRACTOR TO CHECK & VERIFY ALL DIMENSIONS ON SITE PRIOR TO COMMENCEMENT OF ANY WORK OR THE FABRICATION OF ANY PRODUCTS. DO NOT SCALE THIS DRAWING.

ISSUE	DATE	FOR	CHKD
06	18.10.02	FOR INFORMATION	
06	29.10.02	FOR INFORMATION	
07	04.11.02	FOR INFORMATION	
08	17.11.02	FOR INFORMATION	
09	21.02.02	FOR INFORMATION	
10	14.10.02	FOR INFORMATION	
11	14.11.02	FOR INFORMATION	
12	17.12.02	STAGE 1 DA DRAFT 01	
13	14.01.03	FOR INFORMATION	
14	21.02.03	FOR INFORMATION	
15	07.02.03	FOR INFORMATION	
16	18.03.03	STAGE 2 DA SUBMISSION	
17	03.10.03	STAGE 2 DA AMENDED SUBMISSION	
18	21.09.03	STAGE 2 DA AMENDED SUBMISSION	

LEGEND

- SITE BOUNDARY TOTAL AREA 12,129M²
- DENOTES BOUNDARY OF THE FUTURE ACQUISITION FROM COUNCIL LAND (256M²). FINAL EXTENT OF BOUNDARY ALONG JONES STREET IS YET TO BE DETERMINED & FINALISED. TOTAL AREA: 12,381 M²)
- OUTLINE OF SUBMITTED STAGE 1 DA MOD MASSING
- ACOUSTIC PLENUM
- ACOUSTIC + FIRE RATED PLENUM
- NON-ACOUSTIC PLENUM

KEY PLAN

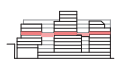

PLANNER
GYDE CONSULTING
(02) 9068 7500

STRUCTURE
EI AUSTRALIA
(02) 9516 0722

SERVICES
IGS ENGINEERING
(02) 8488 4600

LANDSCAPE
OCULUS
(02) 9957 5533

CLIENT
LANDREAM

CLIENT NUMBER

PROJECT MANAGER
ARGENTUM GROUP
(02) 9037 0977

PROJECT
WATTLE STREET
14-26 WATTLE STREET, PYRMONT

BVN PROJECT NUMBER
21.09.023

TRUE NORTH
PROJECT NORTH
GRAPHIC SCALE
0 20.00 50.00
SCALE
As indicated @ A1
DO NOT SCALE
STATUS

DRAWING
GENERAL ARRANGEMENT
PLAN - LEVEL 06 & LEVEL 07

DRAWING NUMBER
AR-DA-A.10B-07-00

ISSUE
18

244

BVN

ARCHITECTS REGISTRATION BD-4-00 / NOMINATED ARCHITECTS

NSW
KIM WINSTON DIANA FITTON DIXIT
REG. NO. 6359
FILE NO. 6-1006 (CORPORATE)
FILE NO. FM 6-1-6-1-6
FILE NO. 6-1006 (SYDNEY)
FILE NO. FM 6-1-6-1-6
1 MAY 2023 ON 6-1-6-1-6
1 MAY 2023 ON 6-1-6-1-6
Sydney Level 2 Tel +61 2 9387 7200
Fax Level 2 Tel +61 2 9387 7200
www.bvn.com.au

QLD
ELIZA TO ELLIS ARE
FILE NO. 6-1006 (CORPORATE)
1 STORAGE LANE NORTH
SYDNEY NSW 2000
NSW 6-1006 (CORPORATE)

INTELLECTUAL PROPERTY
COPYRIGHT BVN ARCHITECTS NSW PTY LIMITED. UNLESS OTHERWISE AGREED IN WRITING ALL RIGHTS TO THIS DOCUMENT ARE EXCLUSIVELY TO PROPERTY IN FULL EXTENT & SPACE AVAILABLE THIS DOC AND NT ARE ONLY TO BE USED FOR THE PURPOSE FOR WHICH IT WAS PREPARED AND NOT TO BE PASS ON TO OTHERS OR BE RELIANCE ON & CERTIFIED IN WRITING BY BVN AND THIRD PARTIES WITH THEIR WRITTEN CONSENT. DO NOT SCALE DRAWINGS. USE ONLY THE DIMENSIONS SHOWN. ALL DIMENSIONS TO BE CHECKED ON SITE AND ARCHITECT AUTHORISED REPORTS TO BE USED IN CLOSED AND INDEMNITIES BVN FROM ANY AGAINST ALL LOSS SO HAVE ON S.

NOTE
CON TRACTOR TO CHECK & VERIFY ALL ZONE NAMES ON SITE PRIOR TO COMMENCEMENT OF ANY CONSTRUCTION OR FABRICATION OF ANY PRODUCTS. DO NOT SCALE THIS DRAWING.

ISSUE	DATE	FOR	CHKD
06	18.10.22	FOR INFORMATION	
06	21.10.22	FOR INFORMATION	
07	04.11.22	FOR INFORMATION	
08	17.11.22	FOR INFORMATION	
09	21.02.22	FOR INFORMATION	
10	14.10.22	FOR INFORMATION	
11	14.11.22	FOR INFORMATION	
12	17.11.22	STAGE 1 DA DRAFT 01	
13	14.02.23	FOR INFORMATION	
14	21.02.23	FOR INFORMATION	
15	02.02.23	FOR INFORMATION	
16	01.03.23	STAGE 2 DA SUBMISSION	
17	03.03.23	STAGE 2 DA AMENDED SUBMISSION	
18	21.03.23	STAGE 2 DA AMENDED SUBMISSION	

LEGEND

- SITE BOUNDARY TOTAL AREA 12,125M²
- DENOTES BOUNDARY OF THE FUTURE ACQUISITION FROM COUNCIL LAND (259M²). FINAL EXTENT OF BOUNDARY ALONG JONES STREET IS YET TO BE DETERMINED & FINALISED. TOTAL AREA: 12,381 M²)
- OUTLINE OF SUBMITTED STAGE 1 DA MOD MASSING
- ACOUSTIC PLENUM
- ACOUSTIC + FIRE RATED PLENUM
- NON-ACOUSTIC PLENUM

KEY PLAN

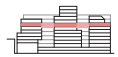

PLANNER
GYDE CONSULTING
(02) 9068 7500
STRUCTURE
EI AUSTRALIA
(02) 9516 0722
SERVICES
IGS ENGINEERING
(02) 8488 4600
LANDSCAPE
OCULUS
(02) 9957 9533

CLIENT
LANDREAM
CLIENT NUMBER
PROJECT MANAGER
ARGENTUM GROUP
(02) 9037 0977

PROJECT
WATTLE STREET
14-26 WATTLE STREET, PYRMONT
BVN PROJECT NUMBER
21.09.023

TRUE NORTH
PROJECT NORTH
GRAPHIC SCALE
0 4000 10000
SCALE
As indicated @ A1
DO NOT SCALE
STATUS

DRAWING
GENERAL ARRANGEMENT
PLAN - LEVEL 07 & LEVEL 08
DRAWING NUMBER
AR-DA-A.10B-08-00
ISSUE
18

C:\Users\sdavis-revit\DATA\RVT_LOCAL\21.09.023\R_21.09.023_WSU_SHEETS_central_backup.rvt 21.03.2023 12:14:41 GMT

C:\Users\cbadenko\REVIT_LOCAL\2022AR_2109023_WSJ_SHEETS_connor_badenko.rvt 21/02/2024 12:45:02 PM

ISSUE	DATE	FOR	CHKD
05	19/10/22	FOR INFORMATION	
06	28/10/22	FOR INFORMATION	
07	04/11/22	FOR INFORMATION	
08	17/11/22	FOR INFORMATION	
09	2/12/22	FOR INFORMATION	
10	14/12/22	FOR INFORMATION	
11	16/12/22	FOR INFORMATION	
12	21/12/22	STAGE 2 DA DRAFT 01	
13	18/01/23	FOR INFORMATION	
14	20/01/23	FOR INFORMATION	
15	25/01/23	FOR INFORMATION	
16	01/02/23	STAGE 2 DA SUBMISSION	
17	03/11/23	STAGE 2 DA AMENDED SUBMISSION	
18	21/02/24	STAGE 2 DA AMENDED 2 SUBMISSION	

LEGEND

SITE BOUNDARY
TOTAL AREA: 12,125M²

DENOTES BOUNDARY OF THE FUTURE ACQUISITION FROM COUNCIL LAND (256 M²). FINAL EXTENT OF BOUNDARY ALONG JONES STREET IS YET TO BE DETERMINED & FINALISED. TOTAL AREA: 12,381 M²)

OUTLINE OF SUBMITTED STAGE 1 DA MOD MASSING

ACOUSTIC PLENUM

ACOUSTIC + FIRE RATED PLENUM

NON-ACOUSTIC PLENUM

18-G16

BVN

PLANNER
GYDE CONSULTING
(02) 9068 7500

STRUCTURE
EI AUSTRALIA
(02) 9516 0722

SERVICES
IGS ENGINEERING
(02) 8488 4600

LANDSCAPE
OCULUS
(02) 9557 5533

CLIENT
LANDREAM

CLIENT NUMBER

PROJECT MANAGER
ARGENTUM GROUP
(02) 9037 0877

PROJECT
WATTLE STREET
14-26 WATTLE STREET, PYRMONT

BVN PROJECT NUMBER
2109023

TRUE NORTH
PROJECT NORTH

GRAPHIC SCALE
0 4000 10000

SCALE
As indicated@A0
DO NOT SCALE

STATUS

DRAWING
GENERAL ARRANGEMENT PLAN - LEVEL 08 & LEVEL 09

DRAWING NUMBER
AR-DA-A 10B-09-00

ISSUE
18

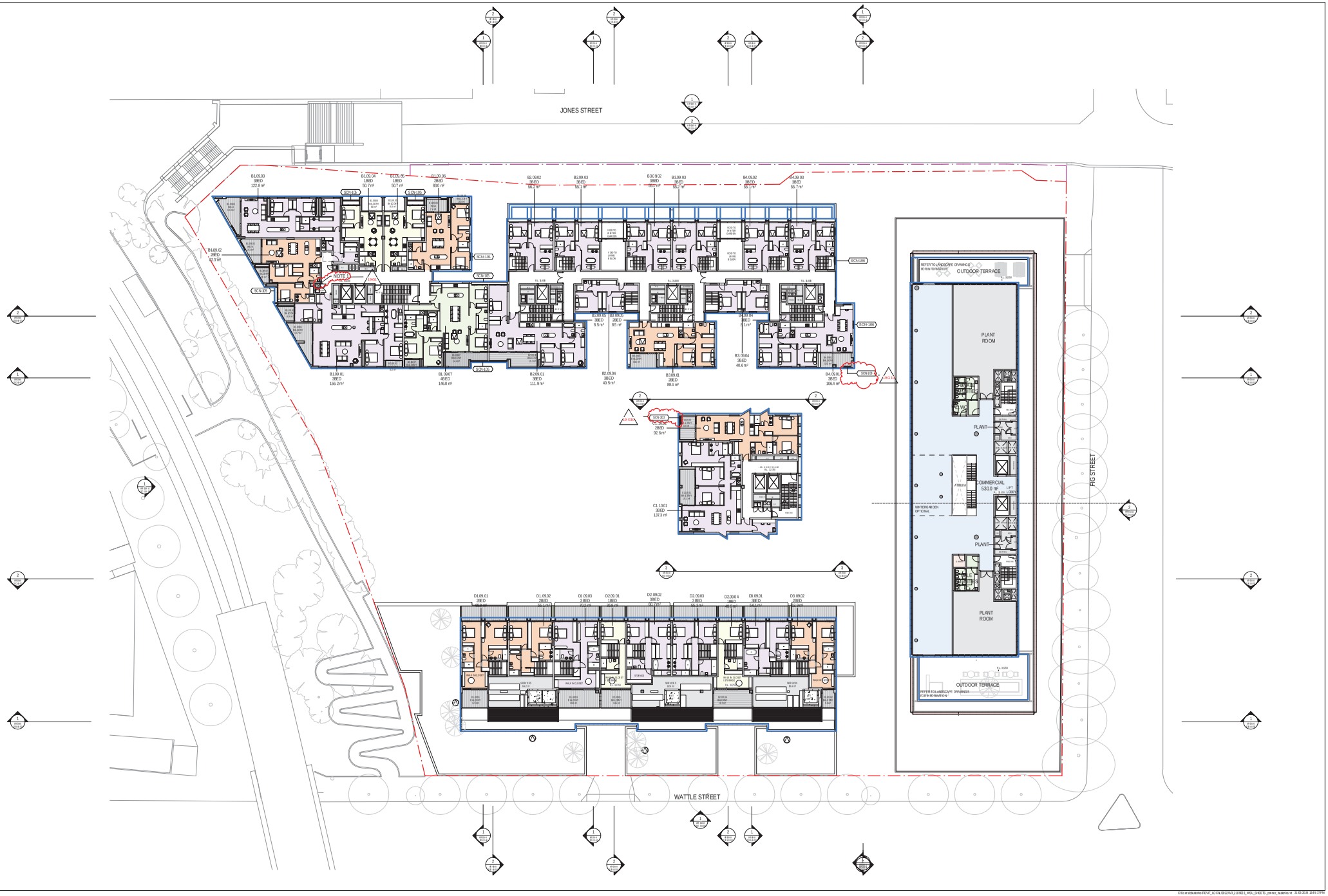
JONES STREET
WATTLE STREET
FIG STREET
OUTDOOR TERRACE
PLANT ROOM
COMMERCIAL 530.0 m²
NOTE A
SCN-U01
SCN-U02
SCN-U03
SCN-U04
SCN-U05
SCN-U06
SCN-U07
SCN-U08
SCN-U09
SCN-U10
SCN-U11
SCN-U12
SCN-U13
SCN-U14
SCN-U15
SCN-U16
SCN-U17
SCN-U18
SCN-U19
SCN-U20
SCN-U21
SCN-U22
SCN-U23
SCN-U24
SCN-U25
SCN-U26
SCN-U27
SCN-U28
SCN-U29
SCN-U30
SCN-U31
SCN-U32
SCN-U33
SCN-U34
SCN-U35
SCN-U36
SCN-U37
SCN-U38
SCN-U39
SCN-U40

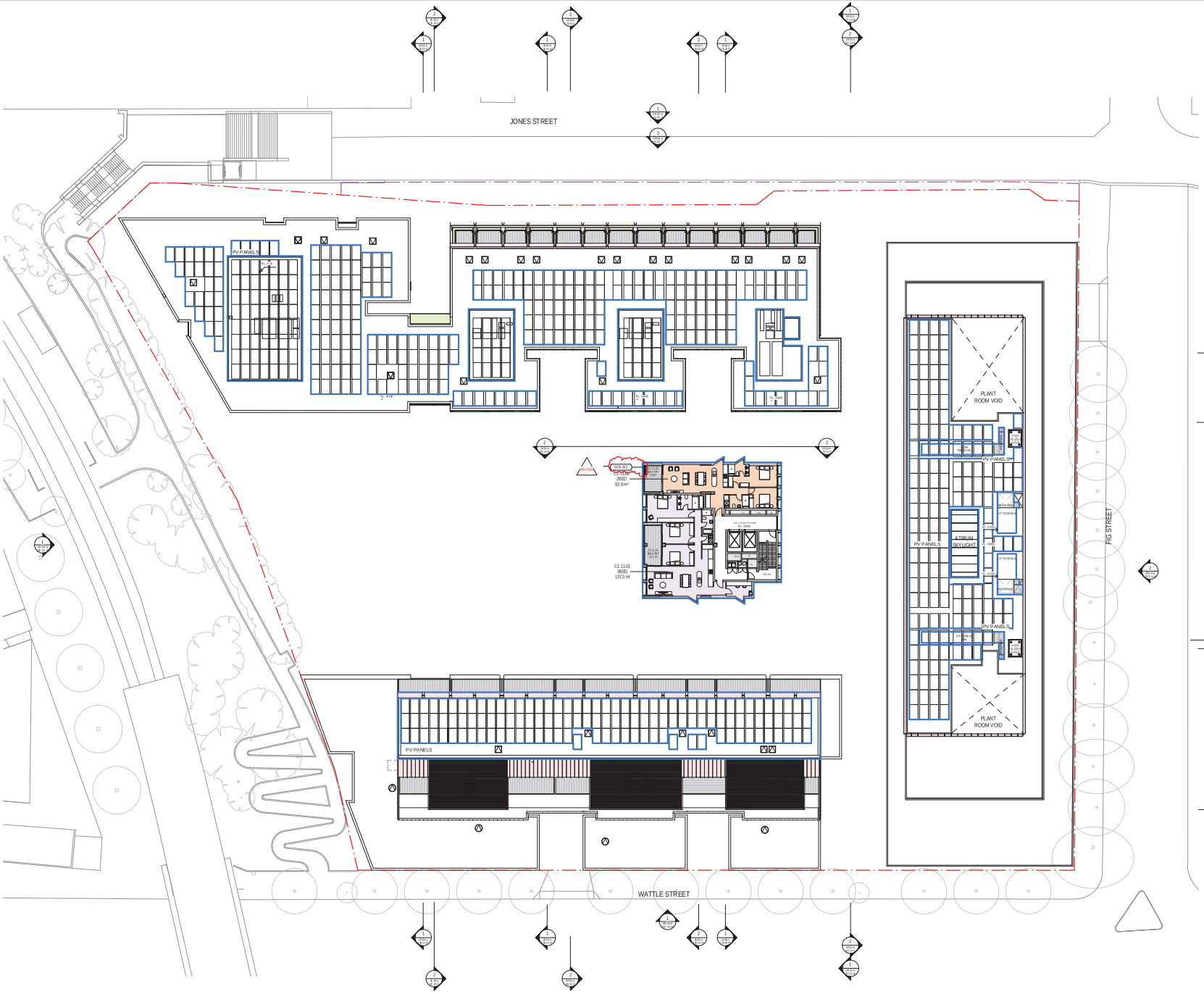

247

BVN

ARCHITECTS REGISTRATION BD 4400 | NOMINATED ARCHITECTS

NSW
KEN NAKATA (NSW 7070)(NZ 25911)
TEL: 61 2 9281 5500
FAX: 61 2 9281 5510
(NSW 7070) (NZ 25911)
PETER FINLAY (NSW 6366)
(NZ 25911)
ALAN JAMIESON (NSW 6366)
(NZ 25911)
Sydney NSW 2000 Australia
Tel (sydney) +61 2 9281 7200
Fax (sydney) +61 2 9281 7299
www.bvn.com.au

CLD
SCOTT ELLIS (4)
(NSW 6366)
(NZ 25911)
CHANDRA SARKAR
(NSW 6366)
DEBRA KERR (NSW 6366)

INTELLECTUAL PROPERTY
COPYRIGHT BVN ARCHITECTS NSW PTY LIMITED. UNLESS OTHERWISE AGREED IN WRITING ALL RIGHTS TO THIS DOCUMENT ARE EXCLUSIVELY TO PAYMENT IN FULL OF A BILL OF EXCHANGE THIS DOC AND NT MAY ONLY BE USED FOR THE PURPOSE FOR WHICH IT WAS PROVIDED BY BVN. IT MAY NOT BE USED, CREATED + NO RELIANCE IS TO BE PLACED ON IT WITHOUT BVN WRITTEN CONSENT. THIS DOC MAY NOT BE ALTERED OR ADDED TO, OR THE DATA IT CONTAINS OR EXPRESSES MODIFIED, WITHOUT BVN PRIOR WRITTEN CONSENT. BVN AND WITHOUT LIMITING BVN'S RIGHTS THE USER IS CLEARLY AND PERMANENTLY BVN PROHIBITED AGAINST ALL LEGAL SECURI ON S.

NOTE
CON TRACTOR TO CHECK & VRIFY ALL DIMENSIONS ON SITE PRIOR TO COMMENCEMENT OF WORK OR FABRICATION OF ONLYTE WHICHCUL DO NOT SCALE THIS DRAWIN G

ISSUE	DATE	FOR	CHKD
06	14.10.22	FOR INFORMATION	
06	14.10.22	FOR INFORMATION	
07	04.11.22	FOR INFORMATION	
08	17.11.22	FOR INFORMATION	
09	21.02.22	FOR INFORMATION	
10	14.10.22	FOR INFORMATION	
11	14.10.22	FOR INFORMATION	
12	17.11.22	STAGE 1 DA DRAFT 01	
13	14.10.22	FOR INFORMATION	
14	21.02.23	FOR INFORMATION	
15	07.02.23	FOR INFORMATION	
16	01.03.23	STAGE 2 DA SUBMISSION	
17	03.03.23	STAGE 2 DA AMENDED SUBMISSION	
18	21.09.23	STAGE 2 DA AMENDED SUBMISSION	

LEGEND

SITE BOUNDARY
TOTAL AREA: 12,129M²

DENOTES BOUNDARY OF THE FUTURE ACQUISITION FROM COUNCIL LAND (256M²). FINAL EXTENT OF BOUNDARY ALONG JONES STREET IS YET TO BE DETERMINED & FINALISED. TOTAL AREA: 12,381 M²)

OUTLINE OF SUBMITTED STAGE 1 DA MOD MASSING — AB G10

C:\bvn revitzdata\bvn REVIT_LOCAL\0210VIR_F3\0210F3_WSU_SHEETS_central_backlinks.rvt 21/09/2024 12:46:03 PM

KEY PLAN

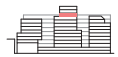

PLANNER
GYDE CONSULTING
(02) 9068 7500
STRUCTURE
EI AUSTRALIA
(02) 9516 0722
SERVICES
IGS ENGINEERING
(02) 8488 4600
LANDSCAPE
OCULUS
(02) 9957 5533

CLIENT
LANDREAM
CLIENT NUMBER
PROJECT MANAGER
ARGENTUM GROUP
(02) 9037 0877

PROJECT
WATTLE STREET
14-26 WATTLE STREET, PYRMONT
BVN PROJECT NUMBER
2109023

TRUE NORTH
PROJECT NORTH
GRAPHIC SCALE
0 4000 10000
SCALE
As indicated @ A1
DO NOT SCALE
STATUS

DRAWING
GENERAL ARRANGEMENT
PLAN - LEVEL 10 & LEVEL 11
DRAWING NUMBER
AR-DA-A 10B-11-00
ISSUE
18

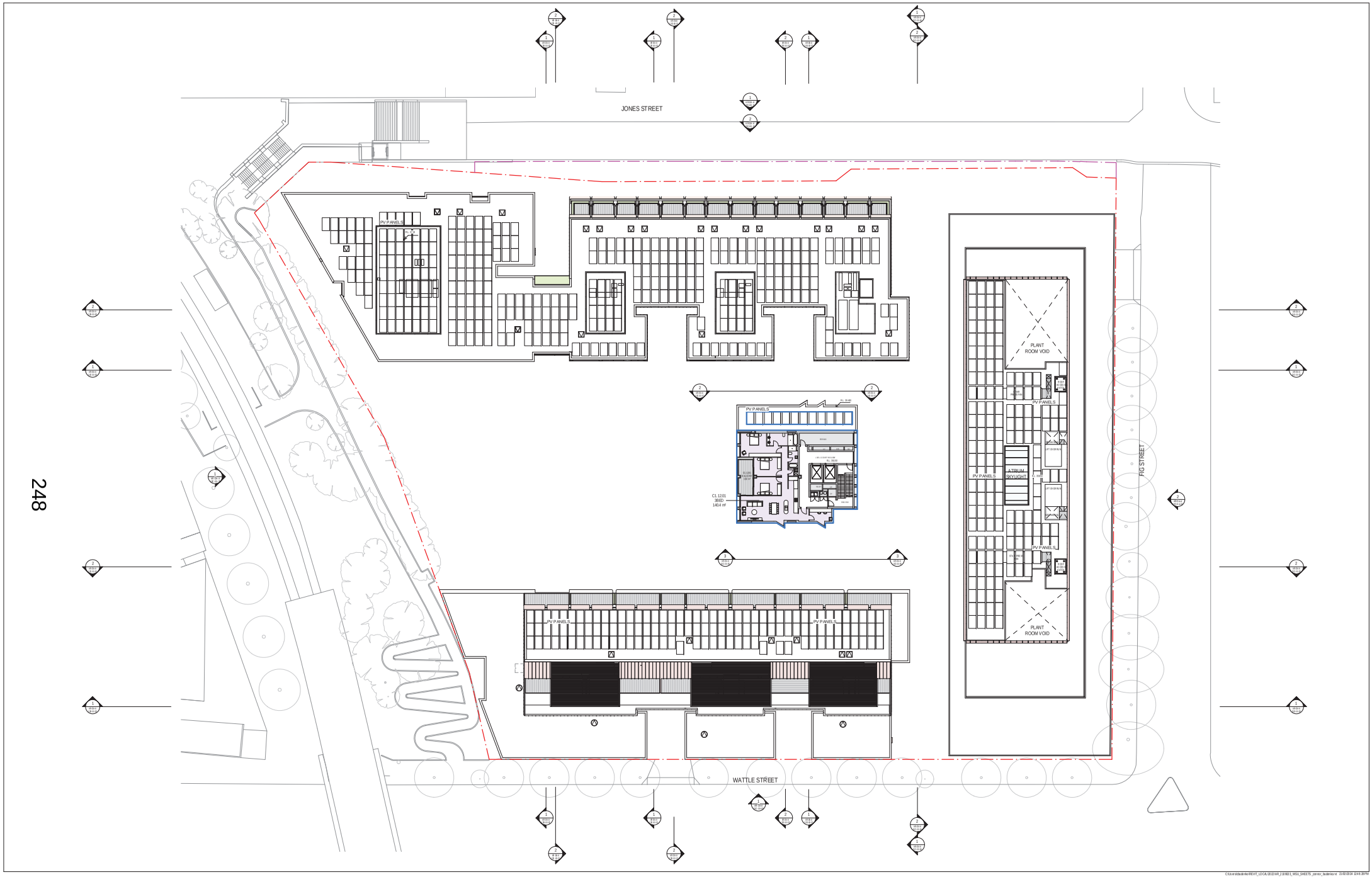

248

BVN

ARCHITECTS REGISTRATION BD-4-D |
NOMINATED ARCHITECTS

NSW
KIM NINOTIS (NAA TYTON) 5901
Level 5, 191 Clarence St
PO Box 6346
SYDNEY NSW 2000
T 61 2 9926 7700
F 61 2 9926 7701
www.bvn.com.au

QLD
ELLYN ELLIS (4)
Level 1, 1 Eagle Street
BRISBANE QLD 4000
T 61 7 3221 9502
F 61 7 3221 9503
www.bvn.com.au

INTELLECTUAL PROPERTY
COPYRIGHT BVN & ARCHITECTS NSW PTY LIMITED. UNLESS OTHERWISE AGREED IN WRITING ALL RIGHTS TO THIS DOCUMENT ARE EXCLUSIVE TO PROPERTY IN FULL EFFECT. WE CANNOT ACCEPT THIS DOC AND NOT ANY ONLY PART OF IT. THIS DOC MUST BE RETURNED TO US IMMEDIATELY IF YOU DO NOT HAVE WRITTEN CONSENT TO KEEP IT. THIS DOC MUST NOT BE COPIED IN ANY FORM OR BY ANY TECHNOLOGY WHICH IS NOW KNOWN OR IS HEREAFTER DEVELOPED, OR, OR TO VOID THE LICENCE TO USE IT. THIS DOC MUST NOT BE USED FOR ANY PURPOSE OTHER THAN THE PURPOSE FOR WHICH IT WAS PROVIDED, AGAINST ALL LOSS SEVERE CLAIMS AND PROCEEDINGS BVN FROM WHOMSOEVER MADE.

NOTE
CON TRACTOR TO CHECK & VERIFY ALL DIMENSIONS ON SITE PRIOR TO COMMENCEMENT OF ANY FORM OF FABRICATION OR OF ANY PART OF WORKS. DO NOT SCALE THIS DRAWING.

ISSUE	DATE	FOR	CHKD
06	14.10.22	FOR INFORMATION	
06	21.10.22	FOR INFORMATION	
07	04.11.22	FOR INFORMATION	
08	17.11.22	FOR INFORMATION	
09	21.02.22	FOR INFORMATION	
10	14.10.22	FOR INFORMATION	
11	14.10.22	FOR INFORMATION	
12	17.12.22	STAGE 1 DA DRAFT 01	
13	14.02.23	FOR INFORMATION	
14	21.02.23	FOR INFORMATION	
15	07.02.23	FOR INFORMATION	
16	01.03.23	STAGE 2 DA SUBMISSION	
17	03.03.23	STAGE 2 DA AMENDED SUBMISSION	
18	21.09.23	STAGE 2 DA AMENDED SUBMISSION	

LEGEND

SITE BOUNDARY
TOTAL AREA 12,125M²

DENOTES BOUNDARY OF THE FUTURE ACQUISITION FROM COUNCIL LAND (256M²). FINAL EXTENT OF BOUNDARY ALONG JONES STREET IS YET TO BE DETERMINED & FINALISED. TOTAL AREA: 12,381 M²)

OUTLINE OF SUBMITTED STAGE 1 DA MOD MASSING

AR-D-01

C:\Users\ellis.dunlop\Desktop\21-09-23 - Revit Models\21-09-23 - Revit Models\21-09-23 - Central Models\21-09-23 - Central Models - Backup\21-09-23 - Central Models - Backup 1.rvt

KEY PLAN



PLANNER
GYDE CONSULTING
(02) 9068 7500
STRUCTURE
EI AUSTRALIA
(02) 9516 0722
SERVICES
IGS ENGINEERING
(02) 8488 4600
LANDSCAPE
OCULUS
(02) 9957 9533

CLIENT
LANDREAM
CLIENT NUMBER
PROJECT MANAGER
ARGENTUM GROUP
(02) 9037 0977

PROJECT
WATTLE STREET
14-26 WATTLE STREET, PYRMONT
BVN PROJECT NUMBER
21.09.023

TRUE NORTH
PROJECT NORTH
GRAPHIC SCALE
0 4000 10000
SCALE
As indicated @ A1
DO NOT SCALE
STATUS

DRAWING
GENERAL ARRANGEMENT
PLAN - LEVEL 11 & LEVEL 12
DRAWING NUMBER
AR-DA-A 10B-12-00
ISSUE
18

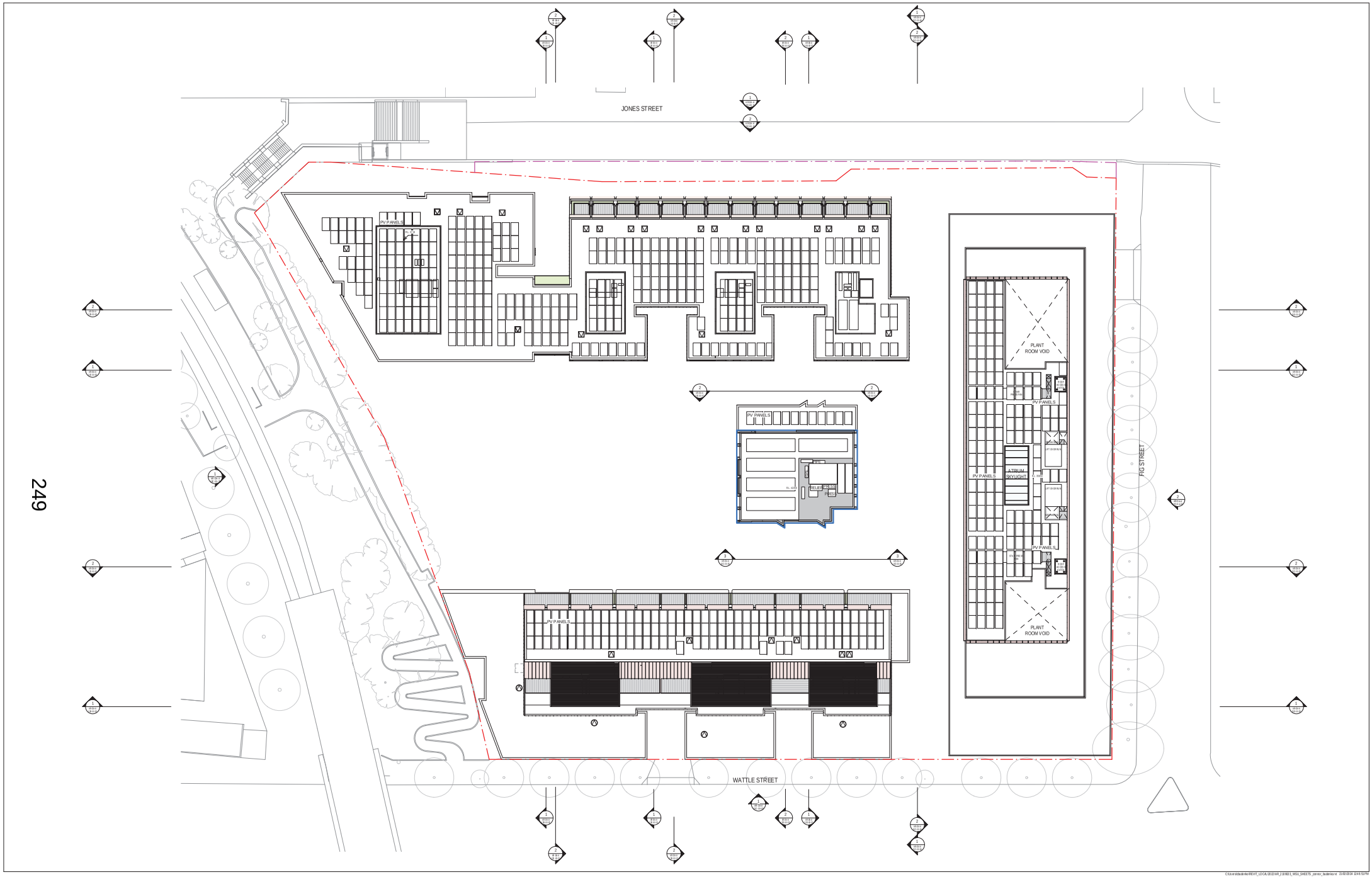

249

BVN

ARCHITECTS REGISTRATION BD-4-D I
NOMINATED ARCHITECTS

NSW
KIM NINOTIS DIPLT FTCDM DIPT
REG NO 6359
TEL 61 (0)2 9245 5700
FAX 61 (0)2 9245 5701
GPO BOX 5265 SYDNEY NSW
1300 PETER FYFFE RD
UNIT 1000 ON BOX 500
NEWCASTLE NSW 2300
Telephone +61 2 4927 7200
Facsimile +61 2 4927 7289
www.bvn.com.au

QLD
KEITH GILLIES AIA
REG NO 1000 QLD REGN
LEVEL 8 MILLENNIUM HOUSE
100 ELIZABETH STREET
BRISBANE QLD 4000

INTELLECTUAL PROPERTY
COPYRIGHT BVN & ARCHITECTS NSW PTY LIMITED. UNLESS OTHERWISE AGREED IN WRITING ALL RIGHTS TO THIS DOCUMENT ARE EXCLUSIVELY TO PLAINTIFF IN FULL EFFECT. WITHOUT LIMITING THIS DOC AND NT MAY ONLY BE USED FOR THE PURPOSE FOR WHICH IT WAS PROVIDED BY BVN. NO PART MAY BE REPRODUCED OR MADE AVAILABLE FOR ANY OTHER PURPOSE WITHOUT THE PRIOR WRITTEN CONSENT OF BVN AND IT THIS DOCS MEN TRADE SECRET. BY ACCEPTANCE OF THIS DOCUMENT YOU AGREE TO BE BOUND BY THE FOREGOING TERMS. IN ADDITION TO ANY OTHER RIGHTS YOU MAY HAVE, BVN WILL ENFORCE ANY RIGHTS YOU HAVE IN CLAUSES AND INDEMNITIES BVN PREVAILING AGAINST ALL LOSS SEAR ON S

NOTE
CON TRACTOR TO CHECK & VRIFY ALL DIMENSIONS ON SITE PRIOR TO COMMENCEMENT OF WORK OR FABRICATION OF SHOPE DRAWINGS. DO NOT SCALE THIS DRAWIN G

ISSUE	DATE	FOR	CHKD
15	14.10.22	FOR INFORMATION	
16	24.10.22	FOR INFORMATION	
17	04.11.22	FOR INFORMATION	
18	17.11.22	FOR INFORMATION	
19	2.12.22	FOR INFORMATION	
20	14.12.22	FOR INFORMATION	
21	14.12.22	FOR INFORMATION	
22	7.12.22	STAGE 1 DA DRAFT 01	
23	14.02.23	FOR INFORMATION	
24	2.06.23	FOR INFORMATION	
25	20.02.23	FOR INFORMATION	
26	6.06.23	STAGE 2 DA SUBMISSION	
27	6.10.23	STAGE 2 DA AMENDED SUBMISSION	
28	2.10.23	STAGE 2 DA AMENDED SUBMISSION	

LEGEND

SITE BOUNDARY
TOTAL AREA 12,125M²

DENOTES BOUNDARY OF THE FUTURE ACQUISITION FROM COUNCIL LAND (256M²). FINALE EXTENT OF BOUNDARY ALONG JONES STREET IS YET TO BE DETERMINED & FINALISED. TOTAL AREA: 12,381 M²)

OUTLINE OF SUBMITTED STAGE 1 DA MOD MASSING

LEGEND

KEY PLAN

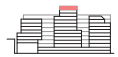

PLANNER
GYDE CONSULTING
(02) 9068 7500
STRUCTURE
EI AUSTRALIA
(02) 9516 0722
SERVICES
IGS ENGINEERING
(02) 8488 4600
LANDSCAPE
OCULUS
(02) 9957 9533

CLIENT
LANDREAM
CLIENT NUMBER
PROJECT MANAGER
ARGENTUM GROUP
(02) 9037 0977

PROJECT
WATTLE STREET
14-26 WATTLE STREET, PYRMONT
BVN PROJECT NUMBER
21.09.023

TRUE NORTH
PROJECT NORTH
GRAPHIC SCALE
0 4000 10000
SCALE
A1 at 1:400 A3 A1 DO NOT SCALE
STATUS

DRAWING
GENERAL ARRANGEMENT
PLAN - LEVEL 13
DRAWING NUMBER
AR-DA-A 10B-13-00
ISSUE
18

C:\Users\sidsadmin\Revit_LOCAL\20221\AR_21.09.023_WSU_SHEETS_central_backup.rvt 21/03/2024 12:46:51 PM

NOTE 2 - SOLAR PV PROVISION AS PER SECTION 6 ON-SITE RENEWABLE ENERGY.

TOTAL NUMBER OF PV PANELS:

JONES STREET BUILDING:	343
COURTYARD BUILDING:	12
WATTLE STREET BUILDING:	126
FIG STREET BUILDING:	196
GRAND TOTAL:	677

CAPACITY: 677 PANELS x 600 W = 406.2 kW

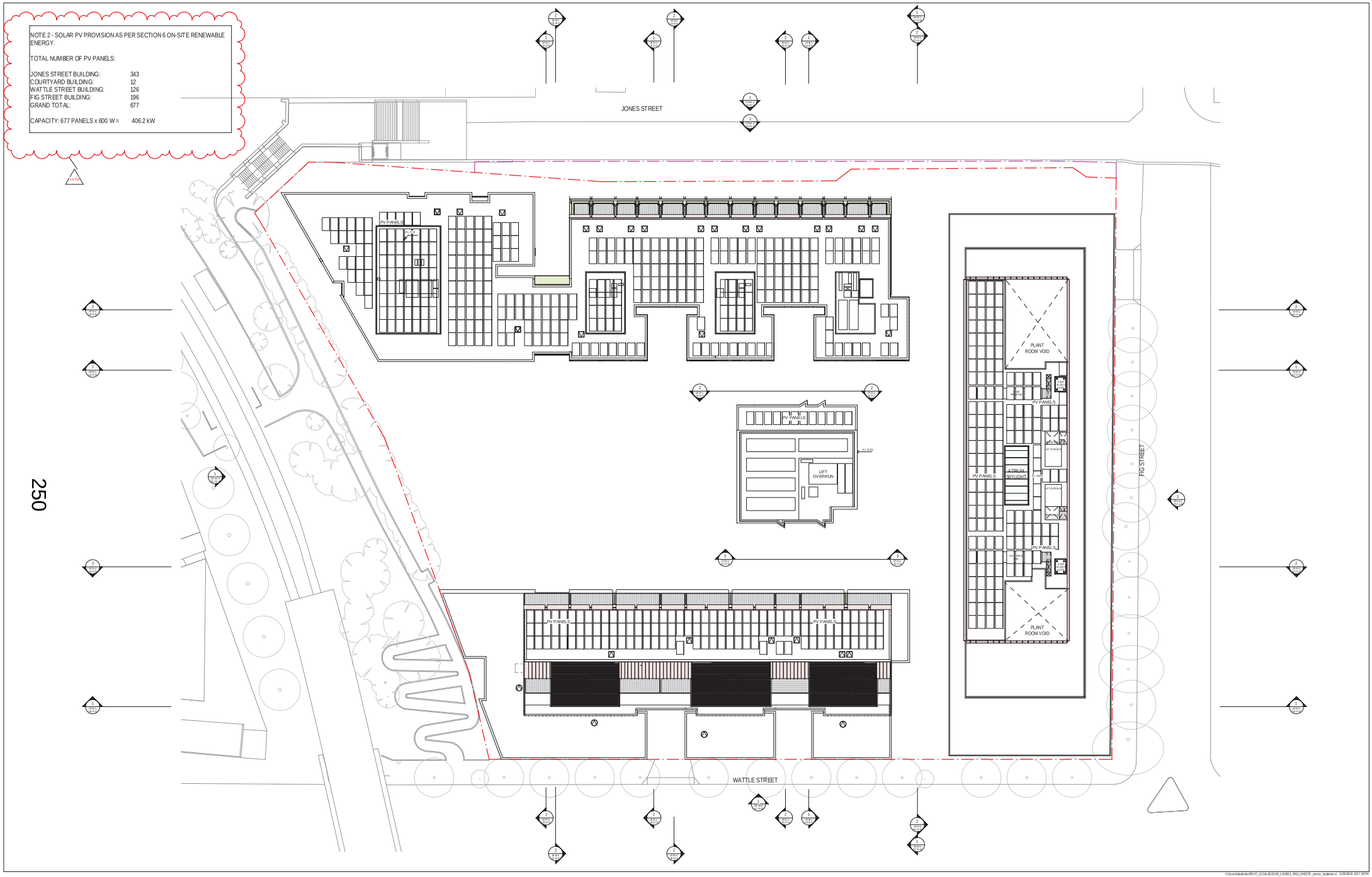

BVN

ARCHITECTS REGISTRATION NO 4100 | NOMINATED ARCHITECTS

NSW
KIM NINOTIS DIPLOMA TITIUM DIARCH
REG NO 6359 (NSW)
TEL +61 (0)2 9245 7500
FAX +61 (0)2 9245 7501
QLD
KRISTIN GILLIES
REG NO 3228 (QLD)
TEL +61 (0)7 3831 8000
FAX +61 (0)7 3831 8001
Mailing address
GPO Box 2506
Brisbane QLD 4001
Street address
Level 5, 181 Fortitude Valley Road
Fortitude Valley QLD 4006
Australia
Telephone +61 2 9297 7200
Facsimile +61 2 9297 7299
www.bvn.com.au

INTELLECTUAL PROPERTY
COPYRIGHT BVN & ARCHITECTS NEPTY LIMITED. UNLESS OTHERWISE AGREED IN WRITING ALL RIGHTS TO THIS DOCUMENT ARE EXCLUSIVELY TO PLAINTIFF IN FULL EFFECT. ALL RIGHTS ARE RESERVED. THIS DOC AND ANY PART ONLY MAY BE USED FOR THE PURPOSE FOR WHICH IT IS PROVIDED BY BVN. ANY OTHER USE, CREATION OF AND DELIVERY OF A DERIVATIVE IS AN INFRINGEMENT BVN AND THIS DOC MAY NOT BE STORED OR USED, OR, OR TO HELP OTHERS TO DO THE ABOVE, IN ANY FORM OR MEDIUM WITHOUT BVN'S PRIOR WRITTEN PERMISSION. BVN AND ANYONE ACTING ON BVN'S BEHALF IS THE USER IS CLEARLY AND PERMANENTLY BVN PROHIBITED AGAINST ALL ACTS TO FAR ON

NOTE
CON TRACTOR TO CHECK & VERIFY ALL DIMENSIONS ON SITE PRIOR TO COMMENCEMENT OF ANY WORK OR FABRICATION OF ANY PARTS. DO NOT SCALE THIS DRAWING

ISSUE	DATE	FOR	CHKD
01	3.10.2012	PRE-DA	
02	1.10.2012	FOR INFORMATION	
03	3.10.2012	FOR INFORMATION	
04	3.10.2012	FOR INFORMATION	
05	3.10.2012	FOR INFORMATION	
06	04.10.2012	FOR INFORMATION	
07	2.11.2012	STAGE 1 DA DRAFT EI	
08	1.08.2013	FOR INFORMATION	
09	2.08.2013	FOR INFORMATION	
10	2.08.2013	FOR INFORMATION	
11	6.09.2013	STAGE 2 DA SUBMISSION	
12	6.09.2013	STAGE 2 DA SUBMISSION	
13	6.30.2013	STAGE 2 DA AMENDED SUBMISSION	
14	2.05.2014	STAGE 2 DA AMENDED SUBMISSION	

LEGEND

- SITE BOUNDARY
  TOTAL AREA: 12,125M²
- DENOTES BOUNDARY OF THE FUTURE ACQUISITION FROM COUNCIL LAND (256M²). FINALE EXTENT OF BOUNDARY ALONG JONES STREET IS YET TO BE DETERMINED & FINALISED. TOTAL AREA: 12,381 M²)
- OUTLINE OF SUBMITTED STAGE 1 DA MOD MASSING

KEY PLAN

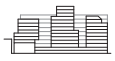

PLANNER
GYDE CONSULTING
(02) 9068 7500

STRUCTURE
EI AUSTRALIA
(02) 9516 0722

SERVICES
IGS ENGINEERING
(02) 8488 4600

LANDSCAPE
OCULUS
(02) 9957 9533

CLIENT
LANDREAM

CLIENT NUMBER

PROJECT MANAGER
ARGENTUM GROUP
(02) 9037 0977

PROJECT
WATTLE STREET
14-26 WATTLE STREET, PYRMONT

BVN PROJECT NUMBER
2109023

TRUE NORTH

PROJECT NORTH

GRAPHIC SCALE
0 20.00 50.00

SCALE
As indicated @ A1 DO NOT SCALE

STATUS

DRAWING
GENERAL ARRANGEMENT PLAN - LEVEL 14

DRAWING NUMBER
AR-DA-A 10B-14-00

ISSUE
14

C:\Users\sidsadmin\Revit_LOCAL\20121\AR_2109023_WSU_SHEETS_central_backup.rvt 21/03/2014 12:47:36 PM

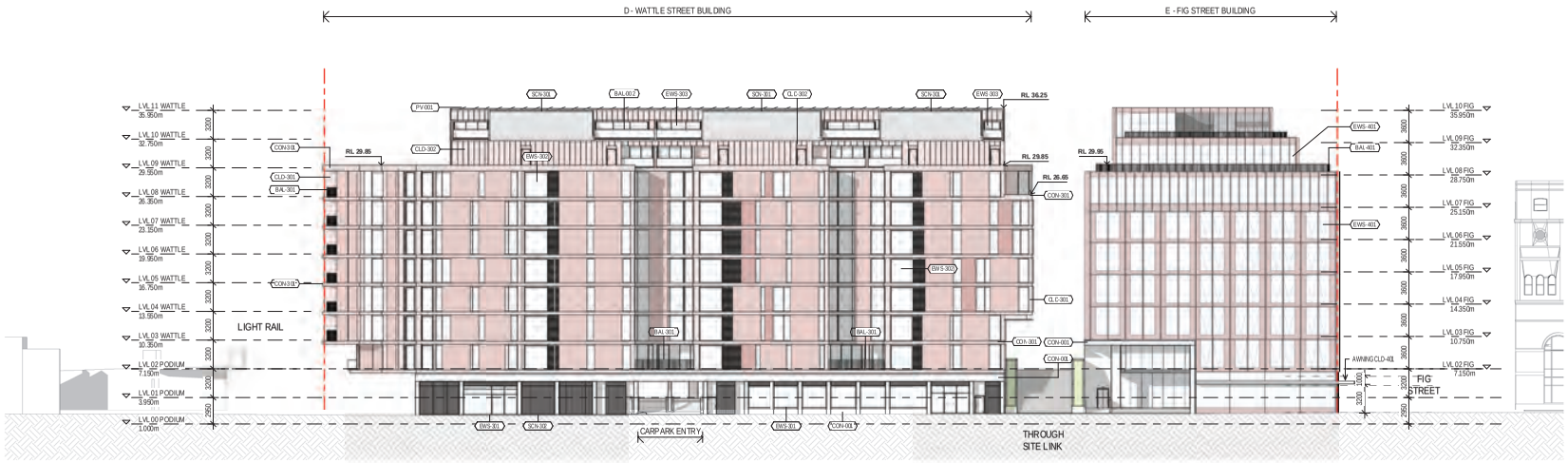

1 WATTLE STREET ELEVATION
SCALE: 1 : 200

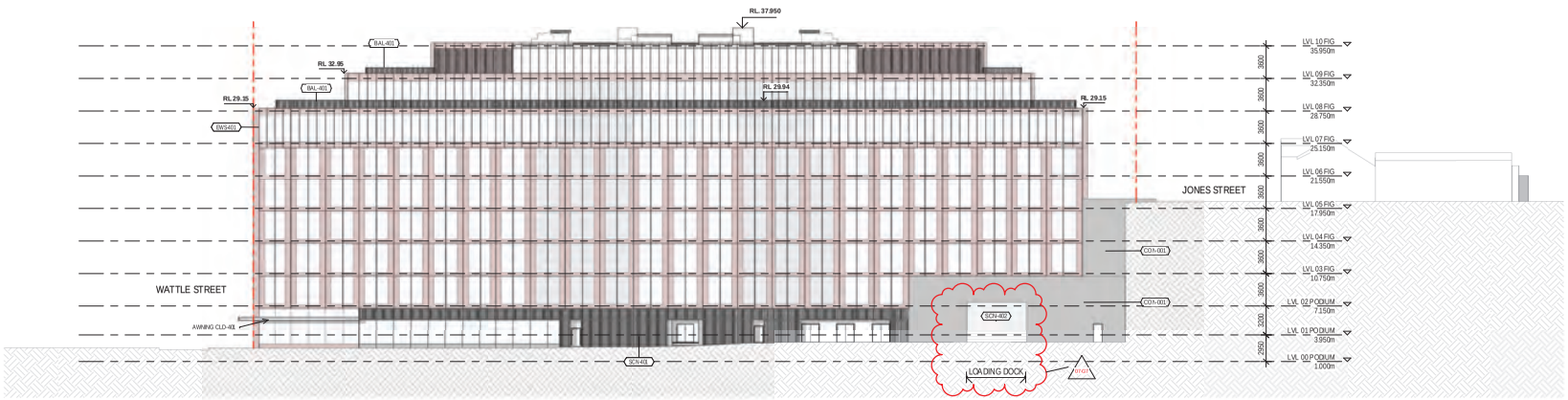

2 FIG STREET ELEVATION
SCALE: 1 : 200

CODE	DESCRIPTION	LOCATION
CONCRETE		
• CON-001	Off form concrete	All buildings
• CON-101	Off form concrete- Coloured sealer (Sand)	B - Jones Street building
• CON-301	Off form concrete - Coloured sealer (Pink)	D - Wattle Street building
BALUSTRADES		
• BAL-001	Steel palisade balustrade (Charcoal)	Jones Street Fences and Landscape Courtyard Fences
• BAL-002	Frameless glass balustrade	All buildings
• BAL-101	Steel palisade balustrade (Dark Sand)	B - Jones Street building (Residential North Side)
• BAL-102	Steel palisade balustrade (Bronze)	B - Jones Street building (Residential South Side)
• BAL-201	Steel palisade balustrade (Basalt)	C - Courtyard building
• BAL-301	Steel palisade balustrade (Pink)	D - Wattle Street building
• BAL-401	Steel palisade balustrade (Red)	E - Fig Street building
MASONRY		
• BRK-101	Brickwork	B - Jones Street building
• BRK-201	Brickwork	C - Courtyard building
CLADDING		
• CLD-101	Powdercoated aluminum cladding (Custom Matte - Sand)	B - Jones Street building (Residential North Side)
• CLD-102	Powdercoated aluminum cladding (Custom Metallic Orange)	B - Jones Street building (Residential South Side)
• CLD-103	Powdercoated aluminum cladding (Monument)	B - Jones Street building (Plenum)
• CLD-201	Standing seam metal cladding (Basalt)	C - Courtyard building (Side window extrusion)
• CLD-301	Powdercoated aluminum cladding (Custom Matte - Pink)	D - Wattle Street building
• CLD-302	Powdercoated aluminum cladding (Custom Metallic - Pink)	D - Wattle Street building (Top 2 levels)
• CLD-401	Powdercoated aluminum cladding (Custom Metallic - Red)	E - Fig Street building (awning)
WALL SYSTEMS		
• EWS-001	Shopfront glazing Frame: Steel plate surround to retail glazing Glazing: Clear vision Type: Fix, Glazed louvres and frameless sliding doors Off form concrete plinth (CON-001)	A - Retail Pavilion + Pods
• EWS-101	Front Glazed DGU Frame: Aluminum Glazing: Clear vision DGU Type: Fix, Frameless Sliding Doors Spandrel: Colorback glass Louvres: Powdercoated aluminium	B - Jones Street building Recreation Centre
• EWS-102	Shopfront glazing Frame: Aluminum Glazing: Clear vision Type: Sliding glass doors Spandrel: Colorback glass Stainless steel non-climbable mesh (SCN-102)	B - Jones Street Building Childcare Facility (Facing Courtyard)
• EWS-103	Shopfront glazing Frame: Aluminum Glazing: Clear vision DGU Type: Fix and Awning Spandrel: Aluminum	B - Jones Street Building Childcare Facility (Facing East)
• EWS-104	Apartment / Winter garden external facade Frame: Aluminum Glazing: Clear vision Type: Fix, Slider, Awning, Louvres	B - Jones Street Building (Residential North)
• EWS-105	Apartment / Winter garden external facade Frame: Aluminum Glazing: Clear vision Type: Fix, Slider, Awning, Louvres	B - Jones Street Building (Residential South)
• EWS-202	Apartment / Winter garden external facade Frame: Aluminum Glazing: Clear vision Type: Fix, Slider, Awning	C - Courtyard building (Residential)
• EWS-301	Full height shopfront glazing Frame: Aluminum plate to retail glazing window Glazing: Clear vision Type: Fix, Slider Louvres: Recessed	D - Wattle Street building Retail frontage
• EWS-302	Apartment / Winter garden external facade Frame: Aluminum Glazing: Clear vision Type: Fix, Slider, Awning, Louvres	D - Wattle Street building (Residential Levels below 8)
• EWS-303	Apartment / Winter garden external facade Frame: Aluminum Glazing: Clear vision Type: Fix, Slider, Awning, Louvres	D - Wattle Street building (Residential Levels 8 and 9)
• EWS-401	Unitised curtain wall system Frame: Aluminum Glazing: Clear vision DGU Type: Fix, Slider, Awning Spandrel and cladding: Powdercoated aluminium solid Sun Shading: Single extrusion alum. horizontal and vertical	E - Fig Street Building
• EWS-402	Full height shopfront glazing Frame: Aluminum Glazing: Clear vision, Front glazed Type: Guillotine sliding windows to retail facade	E - Fig Street Building (Facing Jones Street)
• EWS-403	Shopfront glazing Frame: Aluminum Glazing: Clear vision Type: Fix Glass Spandrel: Colorback glass	E - Fig Street Building (Facing Sandstone wall)
SCREENING		
• SCN-101	Aluminium screening to window (Dark Sand)	B - Jones Street building (North Side)
• SCN-102	Mesh balustrade screening	B - Childcare Facility
• SCN-103	Aluminium screening to rooftop plant (Dark Sand)	B - Jones Street building (North Side)
• SCN-104	Aluminium screening to rooftop plant (Bronze)	B - Jones Street building (South Side)
• SCN-105	Horizontal aluminium screening to window (Monument)	B - Jones Street building (North Side)
• SCN-106	Aluminium screening to window (Orange)	B - Jones Street building (South Side)
• SCN-107	Retractable Aluminium screening to window (Bronze)	B - Jones Street building (South Side)
• SCN-108	Sliding Aluminium screening to balcony (Bronze)	B - Jones Street building (West Side)
• SCN-201	Mesh balustrade screening	C - Courtyard building
• SCN-202	Sliding Aluminium screening to balcony (Basalt)	C - Courtyard building (North Side)
• SCN-301	Anodised aluminium screening (Metallic Pink)	D - Wattle Street building (Sloped rooftop plant)
• SCN-302	Vertical anodised aluminium screening	D - Wattle Street building (Ground floor plant areas)
• SCN-303	Aluminium screening to window (Matte Pink)	D - Wattle Street building
• SCN-304	Sliding Aluminium screening to balcony (Matte Pink)	D - Wattle Street building (East Side)
• SCN-401	Vertical anodised aluminium screening	E - Fig Street building (Ground floor plant areas)
• SCN-402	Roller Shutter	E - Fig Street building (Loading dock)
• SCN-403	Aluminium screening to rooftop plant (Red)	E - Fig Street building
EQUIPMENT		
• PV-001	Photovoltaic array	All buildings

251

BVN

ARCHITECTS REGISTRATION BD 4450 / NOMINATED ARCHITECTS

NSW
KEN NAKATA DIPARCH (NSW) ARB 6359
TILL ALAN JUNTTA
(TIU) M ARB (UNITED KINGDOM) 7001
TIM PETER FYFIELD
(NZ) ICQ ON EQUIPS
(NZ) REGISTRATION 5000

QLD
KUTH GILLIAN
(QLD) REGISTRATION 1108
CHANNON LEANDER
(QLD) 4000 KELLY
(NSW) 6359 O'BRIEN

Telephone +61 2 9287 7200
Facsimile +61 2 9287 7299
www.bvn.com.au

INTELLECTUAL PROPERTY
COPYRIGHT BVN ARCHITECTS (NSW) PTY LIMITED. UNLESS OTHERWISE AGREED IN WRITING ALL RIGHTS TO THIS DOCUMENT ARE EXCLUSIVE TO PROPERTY IN FULL FORM & WITHIN ELEMENTS THEREOF AND NOT ONLY TO THE PARTICULAR PROJECT. THIS DOCUMENT MAY NOT BE USED FOR ANY PURPOSE NOT AGREED TO IN WRITING BY BVN. CREATED AND DELIVERED AS A CERTIFICATE IN WRITING BY BVN IN ITS FIXED MEDIUM ONLY. NOT TO BE FORWARDED, LENT, SOLD, REPRODUCED OR DISTRIBUTED IN ANY OTHER FORM OR MEDIUM WITHOUT WRITTEN PERMISSION. ALL RIGHTS INCLUDE RIGHTS UNDER COPYRIGHT, PATENT, DESIGN AND PATENT ACT AUTHORS & RIGHTS THE USER IS CLEARLY AND PERMANENTLY BVN PROHIBITS VIOLATION OF ALL LEGAL RIGHTS OF BVN.

NOTE
CON TRACTOR TO CHECK AND VERIFY ALL DIMENSIONS ON SITE PRIOR TO COMMENCEMENT OF WORK OR FABRICATION OF ANY PARTS. DO NOT SCALE THIS DRAWING.

ISSUE DATE	FOR	CHKD
01 21.02.22	FOR INFORMATION	
02 21.03.22	STAGE 2 DA (DRAFT 01)	
03 24.03.22	FOR INFORMATION	
04 01.06.22	STAGE 2 DA SUBMISSION	
05 14.06.22	STAGE 2 DA SUBMISSION	
06 03.10.23	STAGE 2 DA AMENDED SUBMISSION	
07 27.02.24	STAGE 2 DA PRIMO DRAFT SUBMISSION	

LEGEND

- SITE BOUNDARY
  TOTAL AREA 12,129M²
- DENOTES BOUNDARY OF THE FUTURE ACQUISITION FROM COUNCIL LAND (259M²). FINAL EXTENT OF BOUNDARY ALONG JONES STREET IS YET TO BE DETERMINED & FINALISED. TOTAL AREA: 12,381 M²)

C:\Users\sidbardin\Desktop\21009023_WSU_SHEETS_central_bardin.rvt 21/03/2024 12:48:36 PM

KEY PLAN

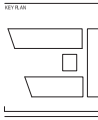

PLANNER
GYDE CONSULTING
(02) 9068 7500
STRUCTURE
EI AUSTRALIA
(02) 9516 0722
SERVICES
ICS ENGINEERING
(02) 8488 4600
LANDSCAPE
OCULUS
(02) 9957 5533

CLIENT
LANDREAM
CLIENT NUMBER

PROJECT MANAGER
ARGENTUM GROUP
(02) 9037 0877

PROJECT
WATTLE STREET
14-26 WATTLE STREET, PYRMONT
BVN PROJECT NUMBER
21009023

GRAPHIC SCALE
0 4000 10000
SCALE
As indicated @ A0 DO NOT SCALE
STATUS

DRAWING
ELEVATIONS
DRAWING NUMBER AR-DA-A 10C-XX-00
ISSUE 07

1 JONES STREET ELEVATION
SCALE: 1 : 200



2 JONES STREET ELEVATION - SANDSTONE
SCALE: 1 : 200

CODE	DESCRIPTION	LOCATION
CONCRETE		
• CON-001	Off form concrete	All buildings
• CON-101	Off form concrete- Coloured sealer (Sand)	B - Jones Street building
• CON-301	Off form concrete- Coloured sealer (Pink)	D - Wattle Street building
BALUSTRADES		
• BAL-001	Steel palisade balustrade (Charcoal)	Jones Street Fences and Landscape Courtyard Fences
• BAL-002	Frameless glass balustrade	All buildings
• BAL-101	Steel palisade balustrade (Dark Sand)	B - Jones Street building (Residential North Side)
• BAL-102	Steel palisade balustrade (Bronze)	B - Jones Street building (Residential South Side)
• BAL-201	Steel palisade balustrade (Basalt)	C - Courtyard building
• BAL-301	Steel palisade balustrade (Pink)	D - Wattle Street building
• BAL-401	Steel palisade balustrade (Red)	E - Fig Street building
MASONRY		
• BRK-101	Brickwork	B - Jones Street building
• BRK-201	Brickwork	C - Courtyard building
CLADDING		
• CLD-101	Powdercoated aluminium cladding (Custom Matte - Sand)	B - Jones Street building (Residential North Side)
• CLD-102	Powdercoated aluminium cladding (Custom Metallic Orange)	B - Jones Street building (Residential South Side)
• CLD-103	Powdercoated aluminium cladding (Monument)	B - Jones Street building (Plenum)
• CLD-201	Standing seam metal cladding (Basalt)	C - Courtyard building (Side window extrusion)
• CLD-301	Powdercoated aluminium cladding (Custom Matte - Pink)	D - Wattle Street building
• CLD-302	Powdercoated aluminium cladding (Custom Metallic - Pink)	D - Wattle Street building (Top 2 levels)
• CLD-401	Powdercoated aluminium cladding (Custom Metallic - Red)	E - Fig Street building (awning)
WALL SYSTEMS		
• EWS-001	Shopfront glazing Frame: Steel plate surround to retail glazing Glazing: Clear vision Type: Fix, Glazed louvres and frameless sliding doors Offform concrete plinth (CON-001)	A - Retail Pavilion + Pods
• EWS-101	Front Glazed DGU Frame: Aluminium Glazing: Clear vision DGU Type: Fix, Frameless Sliding Doors Spandrel: Colouback glass Louvres: Powdercoated aluminium	B - Jones Street building Recreation Centre
• EWS-102	Shopfront glazing Frame: Aluminium Glazing: Clear vision Type: Sliding glass doors Spandrel: Colouback glass Stainless steel non-climbable mesh (SCN-102)	B - Jones Street Building Childcare Facility (Facing Courtyard)
• EWS-103	Shopfront glazing Frame: Aluminium Glazing: Clear vision DGU Type: Fix and Awning Spandrel: Aluminium	B - Jones Street Building Childcare Facility (Facing East)
• EWS-104	Apartment / Winterganden external facade Frame: Aluminium Glazing: Clear vision Type: Fix, Slider, Awning, Louvres	B - Jones Street Building (Residential North)
• EWS-105	Apartment / Winterganden external facade Frame: Aluminium Glazing: Clear vision Type: Fix, Slider, Awning, Louvres	B - Jones Street Building (Residential South)
• EWS-202	Apartment / Winterganden external facade Frame: Aluminium Glazing: Clear vision Type: Fix, Slider, Awning	C - Courtyard building (Residential)
• EWS-301	Full height shopfront glazing Frame: Aluminium plate to retail glazing window Glazing: Clear vision Type: Fix, Slider Louvres: Recessed	D - Wattle Street building Retail Frontage
• EWS-302	Apartment / Winterganden external facade Frame: Aluminium Glazing: Clear vision Type: Fix, Slider, Awning, Louvres	D - Wattle Street building (Residential Levels below 8)
• EWS-303	Apartment / Winterganden external facade Frame: Aluminium Glazing: Clear vision Type: Fix, Slider, Awning, Louvres	D - Wattle Street building (Residential Levels 8 and 9)
• EWS-401	Unitised curtain wall system Frame: Aluminium Glazing: Clear vision DGU Type: Fix, Slider, Awning Spandrel and cladding: Powdercoated aluminium solid Sun Shading: Single extrusion alum. horizontal and vertical	E - Fig Street Building
• EWS-402	Full height shopfront glazing Frame: Aluminium Glazing: Clear vision, Front glazed Type: Guillotine sliding windows to retail facade	E - Fig Street Building (Facing Jones Street)
• EWS-403	Shopfront glazing Frame: Aluminium Glazing: Clear vision Type: Fix Glass Spandrel: Colouback glass	E - Fig Street Building (Facing Sandstone wall)
SCREENING		
• SCN-101	Aluminium screening to window (Dark Sand)	B - Jones Street building (North Side)
• SCN-102	Mesh balustrade screening	B - Childcare Facility
• SCN-103	Aluminium screening to rooftop plant (Dark Sand)	B - Jones Street building (North Side)
• SCN-104	Aluminium screening to rooftop plant (Bronze)	B - Jones Street building (South Side)
• SCN-105	Horizontal aluminium screening to window (Monument)	B - Jones Street building (North Side)
• SCN-106	Aluminium screening to window (Orange)	B - Jones Street building (South Side)
• SCN-107	Retractable Aluminium screening to window (Bronze)	B - Jones Street building (South Side)
• SCN-201	Mesh balustrade screening	C - Courtyard building
• SCN-301	Anodised aluminium screening (Metallic Pink)	D - Wattle Street building (Sloped rooftop plant)
• SCN-302	Vertical anodised aluminium screening	D - Wattle Street building (Ground floor plant areas)
• SCN-303	Aluminium screening to window (Metallic Pink)	D - Wattle Street building
• SCN-401	Vertical anodised aluminium screening	E - Fig Street building (Ground floor plant areas)
• SCN-402	Roller Shutter	E - Fig Street building (Loading dock)
• SCN-403	Aluminium screening to rooftop plant (Red)	E - Fig Street building
EQUIPMENT		
• PV-001	Photovoltaic array	All buildings

252

BVN

ARCHITECTS. REGISTRATION BD-4FD I
NOM RAITED ARCHITECTS:
NSW
NSW NOMINATIONS FY 2016 - 2017
ACT NOMINATED
ITEL M. ALAN JOHNSTON
ITEL NM FY 2016 ALAN
ITEL NM FY 2016 ALAN JOHNSTON
ITEM PETER FY 2016 YEN
I INKT ICE ON ENG NSW
Tel +61 2 9357 7000
Tel digital nsw +61 2 9357 7000
Fax ccumbe +61 2 9357 7399
www.bvn.com.au

ELIS
ELIZ YN ELLIS ARB
ELIZ YN ELLIS ARB NSW
LIZ NNAH ELIZ NNAH
ELIZ NNAH ELLIS
ENNAH ELIZ NNAH

INTELLECTUAL PROPERTY
COPY RIGHT BVN ARCHITECTS NE PTY LIMITED. UNLESS ETHERWISE AGRE ED IN WRI NG ALL RIGHTS TO THIS DESIGNOR AND DOCUMENT TS PROPERTY IN TELLECTUAL SPRC ANDS ESTATES DOC UME NT MAY ONLY BE USED FOR THE PURPOSE FOR WHICH IT WAS GIVEN TO THE CLIENT PURSUANT TO THE TERMS OF THE CONTRACT BETWEEN THE ARCHITECTS AND THE CLIENT. ANY OTHER USE OR REPRODUCTION IS PROHIBITED WITHOUT THE WRITTEN PERMISSION OF BVN ARCHITECTS. DRAWINGS MAY NOT BE SCALED. FIGURED DIMENSIONS ONLY TO BE USED. ALL DIMENSIONS TO BE CHECKED ON SITE BEFORE COMMENCEMENT OF WORK AND ARTWORK. ANY DISCREPANCIES MUST BE REPORTED TO THE ARCHITECTS AND PERMISSION OBTAINED BEFORE PROCEEDING.

NOTE
CON TRACTOR TO CHECK AND VERIFY ALL DIME NSIONS & NOTE PRIOR TO COMMENCEMENT OF WORK OR OR DERING MATERIALS. DO NOT SCALE THIS DRAWING

ISSUE	DATE	FOR	CHKD
01	21.02.22	FOR INFORMATION	
02	21.03.22	STAGE 2 DA (DRAFT 01)	
03	28.03.22	FOR INFORMATION	
04	01.09.22	STAGE 2 DA SUBMISSION	
05	03.10.23	STAGE 2 DA AMENDED SUBMISSION	

LEGEND

- SITE BOUNDARY
  TOTAL AREA 12,125M²
- DENOTES BOUNDARY OF THE FUTURE ACQUISITION FROM COUNCIL LAND (256M²). FINALE EXTENT OF BOUNDARY ALONG JONES STREET IS YET TO BE DETERMINED & FINALISED. TOTAL AREA: 12,381 M²)

C:\Users\ecarole\AppData\Local\Temp\pdfcmd\BVN_LOCAL_0182.WR_2.0.0.0.0_MSO_SHEETS_Carole_Malhard 2023-09-29 11:04:41 PM

KEY PLAN

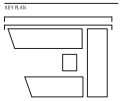

PLANNER
GYDE CONSULTING
(02) 9362 3000
STRUCTURE
EI AUSTRALIA
(02) 9516 0722
SERVICES
IGS ENGINEERING
(02) 8488 4600
LANDSCAPE
OCULUS
(02) 9557 5533

CLIENT
LANDREAM
CLIENT NUMBER

PROJECT MANAGER
ARGENTUM GROUP
(02) 9037 0877

PROJECT
WATTLE STREET
14-26 WATTLE STREET, PYRMONT
BVN PROJECT NUMBER
21.09.023

GRAPHIC SCALE
0 40.00 100.00
SCALE
As indicated @ A1 DO NOT SCALE
STATUS

DRAWING
ELEVATIONS
DRAWING NUMBER
AR-DA-A 10C-XX-01
ISSUE
05

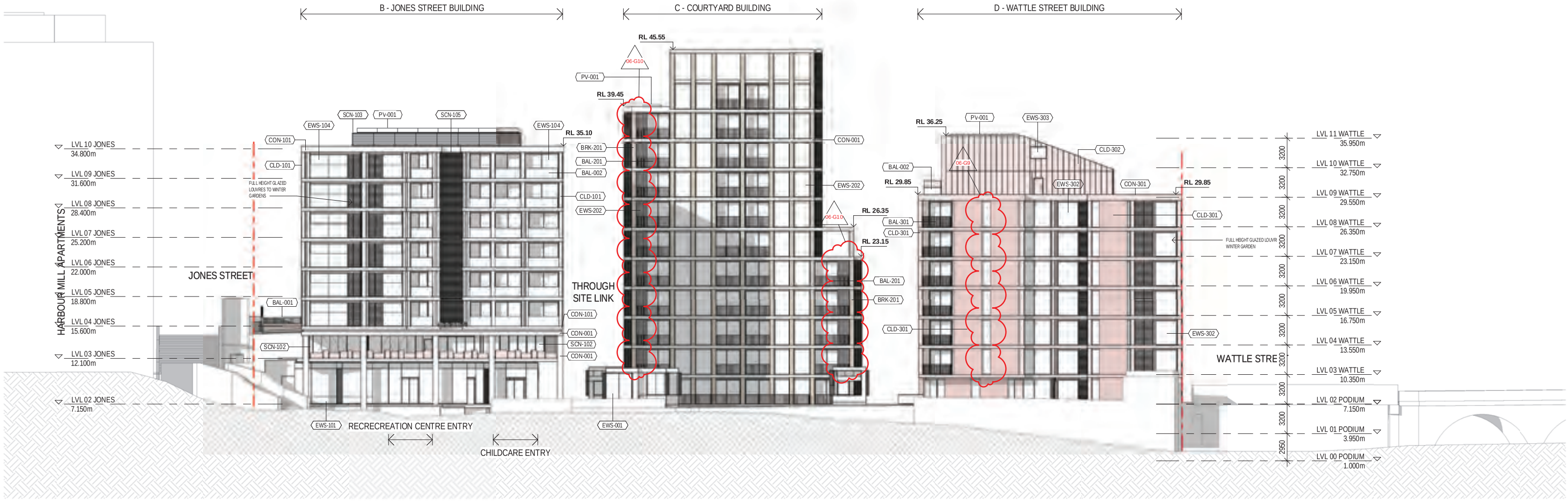

1 WENTWORTH PARK LIGHTRAIL ELEVATION
SCALE: 1 : 200

2 NORTH / SOUTH SECTION 04 LOOKING WEST
SCALE: 1 : 200

253

CODE	DESCRIPTION	LOCATION
CONCRETE		
CON-001	Off form concrete	All buildings
CON-101	Off form concrete- Coloured sealer (Sand)	B- Jones Street building
CON-301	Off form concrete- Coloured sealer (Pink)	D- Wattle Street building
BALUSTRADES		
BAL-001	Steel palisade balustrade (Charcoal)	Jones Street Fences and Landscape Courtyard Fences
BAL-002	Frameless glass balustrade	All buildings
BAL-101	Steel palisade balustrade (Dark Sand)	B- Jones Street building (Residential North Side)
BAL-102	Steel palisade balustrade (Bronze)	B- Jones Street building (Residential South Side)
BAL-201	Steel palisade balustrade (Basalt)	C- Courtyard building
BAL-301	Steel palisade balustrade (Pink)	D - Wattle Street building
BAL-401	Steel palisade balustrade (Red)	E- Fig Street building
MASONRY		
BRK-101	Brickwork	B- Jones Street building
BRK-201	Brickwork	C- Courtyard building
CLADDING		
CLD-101	Powdercoated aluminium cladding (Custom Matte - Sand)	B- Jones Street building (Residential North Side)
CLD-102	Powdercoated aluminium cladding (Custom Metallic Orange)	B- Jones Street building (Residential South Side)
CLD-103	Powdercoated aluminium cladding (Monument)	B- Jones Street building (Plenum)
CLD-201	Standing seam metal cladding (Basalt)	C- Courtyard building (Side window extrusion)
CLD-301	Powdercoated aluminium cladding (Custom Matte - Pink)	D- Wattle Street building
CLD-302	Powdercoated aluminium cladding (Custom Metallic - Pink)	D- Wattle Street building (Top 2 levels)
CLD-401	Powdercoated aluminium cladding (Custom Metallic - Red)	E- Fig Street building (awning)
WALL SYSTEMS		
EWS-001	Shopfront glazing Frame: Steel plate surround to retail glazing Glazing: Clear vision Type: Fix, Glazed louvres and frameless sliding doors Off form concrete plinth (CON-001)	A- Retail Pavilion + Pods
EWS-101	Front Glazed DGU Frame: Aluminium Glazing: Clear vision DGU Type: Fix, Frameless Sliding Doors Spandrel: Colorback glass Louvres: Powdercoated aluminium	B - Jones Street building Recreation Centre
EWS-102	Shopfront glazing Frame: Aluminium Glazing: Clear Vision Type: Sliding glass doors Spandrel: Colourback glass Stainless steel non-climbable mesh (SCN-102)	B - Jones Street Building Childcare Facility (Facing Courtyard)
EWS-103	Shopfront glazing Frame: Aluminium Glazing: Clear vision DGU Type: Fix and Awning Spandrel: Aluminium	B - Jones Street Building Childcare Facility (Facing East)
EWS-104	Apartment / Wintergarden external facade Frame: Aluminium Glazing: Clear vision Type: Fix, Slider, Awning, Louvres	B - Jones Street Building (Residential North)
EWS-105	Apartment / Wintergarden external facade Frame: Aluminium Glazing: Clear vision Type: Fix, Slider, Awning, Louvres	B- Jones Street Building (Residential South)
EWS-202	Apartment / Wintergarden external facade Frame: Aluminium Glazing: Clear vision Type: Fix, Slider, Awning	C - Courtyard building (Residential)
EWS-301	Full height shopfront glazing Frame: Aluminium plate to retail glazing window Glazing: Clear vision Type: Fix, Slider Louvres: Recessed	D - Wattle Street building Retail frontage
EWS-302	Apartment / Wintergarden external facade Frame: Aluminium Glazing: Clear vision Type: Fix, Slider, Awning, Louvres	D - Wattle Street building (Residential Levels below 8)
EWS-303	Apartment / Wintergarden external facade Frame: Aluminium Glazing: Clear vision Type: Fix, Slider, Awning, Louvres	D - Wattle Street building (Residential Levels 8 and 9)
EWS-401	Unitised curtain wall system Frame: Aluminium Glazing: Clear vision DGU Type: Fix, Slider, Awning Spandrel and cladding: Powdercoated aluminium solid Sun Shading: Single extrusion alum. horizontal and vertical	E - Fig Street Building
EWS-402	Full height shopfront glazing Frame: Aluminium Glazing: Clear vision, Front glazed Type: Guillotine sliding windows to retail facade	E - Fig Street Building (Facing Jones Street)
EWS-403	Shopfront glazing Frame: Aluminium Glazing: Clear vision Type: Fix Glass Spandrel: Colourback glass	E - Fig Street Building (Facing Sandstone wall)
SCREENING		
SCN-101	Aluminium screening to window (Dark Sand)	B- Jones Street building (North Side)
SCN-102	Mesh balustrade screening	B - Childcare Facility
SCN-103	Aluminium screening to rooftop plant (Dark Sand)	B- Jones Street building (North Side)
SCN-104	Aluminium screening to rooftop plant (Bronze)	B- Jones Street building (South Side)
SCN-105	Horizontal aluminium screening to window (Monument)	B- Jones Street building (North Side)
SCN-106	Aluminium screening to window (Orange)	B- Jones Street building (South Side)
SCN-107	Retractable Aluminium screening to window (Bronze)	B- Jones Street building (South Side)
SCN-108	Sliding Aluminium screening to balcony (Bronze)	B- Jones Street building (West Side)
SCN-201	Mesh balustrade screening	C- Courtyard building
SCN-202	Sliding Aluminium screening to balcony (Basalt)	C- Courtyard building (North Side)
SCN-301	Anodised aluminium screening (Metallic Pink)	D- Wattle Street building (Sloped rooftop plant)
SCN-302	Vertical anodised aluminium screening	D- Wattle Street building (Ground floor plant areas)
SCN-303	Aluminium screening to window (Matte Pink)	D- Wattle Street building
SCN-304	Sliding Aluminium screening to balcony (Matte Pink)	D- Wattle Street building (East Side)
SCN-401	Vertical anodised aluminium screening	E- Fig Street building (Ground floor plant areas)
SCN-402	Roller Shutter	E- Fig Street building (Loading dock)
SCN-403	Aluminium screening to rooftop plant (Red)	E- Fig Street building
EQUIPMENT		
PV-001	Photovoltaic array	All buildings

LEGEND

SITE BOUNDARY
TOTAL AREA: 12,125M²

DENOTES BOUNDARY OF THE FUTURE ACQUISITION FROM COUNCIL LAND (256 M²). FINAL EXTENT OF BOUNDARY ALONG JONES STREET IS YET TO BE DETERMINED & FINALISED. TOTAL AREA: 12,381 M²)

ISSUE	DATE	FOR	CHKD
01	2/12/22	FOR INFORMATION	
02	21/12/22	STAGE 2 DA DRAFT 01	
03	20/01/23	FOR INFORMATION	
04	01/02/23	STAGE 2 DA SUBMISSION	
05	03/11/23	STAGE 2 DA AMENDED SUBMISSION	
06	21/02/24	STAGE 2 DA AMENDED 2 SUBMISSION	

INTELLECTUAL PROPERTY
COPYRIGHT BVN ARCHITECTURE PTY LIMITED. UNLESS OTHERWISE AGREED IN WRITING ALL RIGHTS TO THIS DOCUMENT ARE SUBJECT TO PAYMENT IN FULL OF ALL BVN CHARGES.THIS DOCUMENT MAY ONLY BE USED FOR THE EXPRESS PURPOSE AND PROJECT FOR WHICH IT HAS BEEN CREATED AND DELIVERED, AS NOTIFIED IN WRITING BY BVN AND THIS DOCUMENT MAY NOT BE OTHERWISE USED, OR COPIED. ANY UNAUTHORISED USE OF THIS DOCUMENT IS AT THE USER'S SOLE RISK AND WITHOUT LIMITING BVN'S RIGHTS THE USER RELEASES AND INDEMNIFIES BVN FROM AND AGAINST ALL LOSS SO ARISING.

NOTE
CONTRACTOR TO CHECK AND VERIFY ALL DIMENSIONS ON SITE PRIOR TO COMMENCEMENT OF WORK OR PREPARATION OF SHOP DRAWINGS. DO NOT SCALE THIS DRAWING

BVN
ARCHITECTS REGISTRATION BOARD / NOMINATED ARCHITECTS
Telephone +61 2 8297 7200
Facsimile +61 2 8297 7299
www.bvn.com.au

KEY PLAN

PLANNER
GYDE CONSULTING
(02) 9068 7500
STRUCTURE
EI AUSTRALIA
(02) 9516 0722
SERVICES
IGS ENGINEERING
(02) 8488 4600
LANDSCAPE
OCULUS
(02) 9557 5533

CLIENT
LANDREAM
CLIENT NUMBER
PROJECT MANAGER
ARGENTUM GROUP
(02) 9037 0877

PROJECT
WATTLE STREET
14-26 WATTLE STREET, PYRMONT
BVN PROJECT NUMBER
2109023

GRAPHIC SCALE 0 2000 5000
SCALE
As indicated@A0
DO NOT SCALE
STATUS

DRAWING
ELEVATIONS
DRAWING NUMBER
AR-DA-A 10C-XX-02
ISSUE
06

C:\Users\cbadenko\REVIT_LOCAL\2022\AR_2109023_WSU_SHEETS_connor_badenko.rvt 21/02/2024 12:49:59 PM

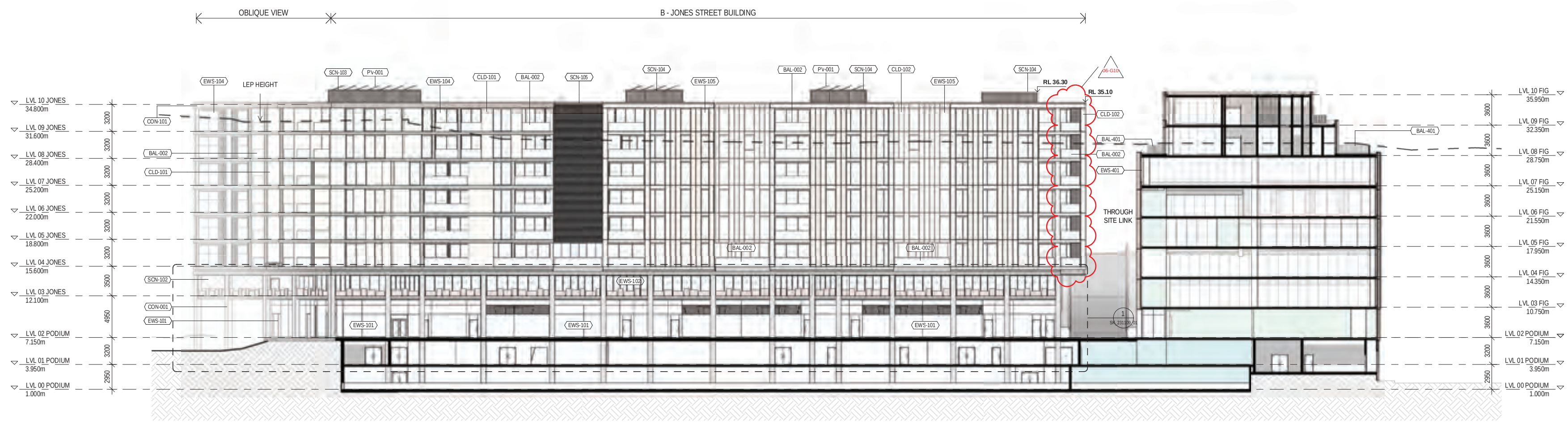

1 NORTH / SOUTH SECTION JONES BUILDING LOOKING EAST
SCALE: 1 : 200

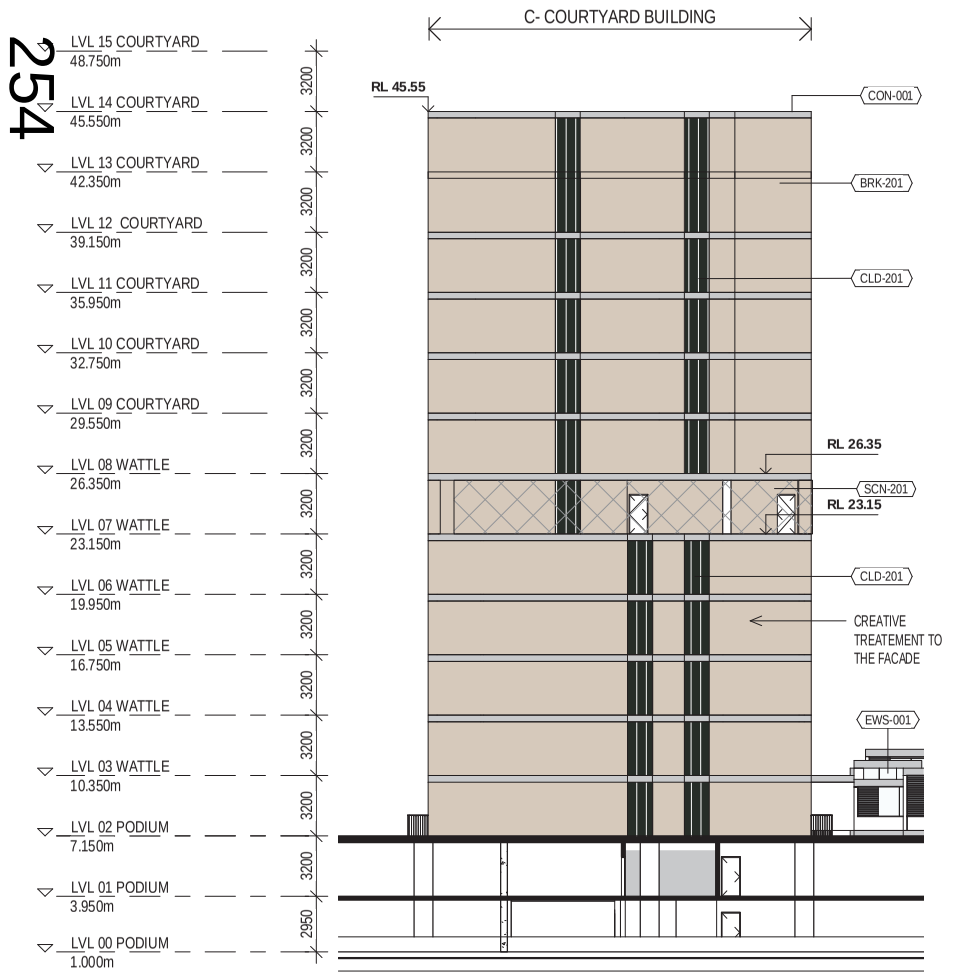

3 NORTH / SOUTH SECTION 03 LOOKING EAST
SCALE: 1 : 200

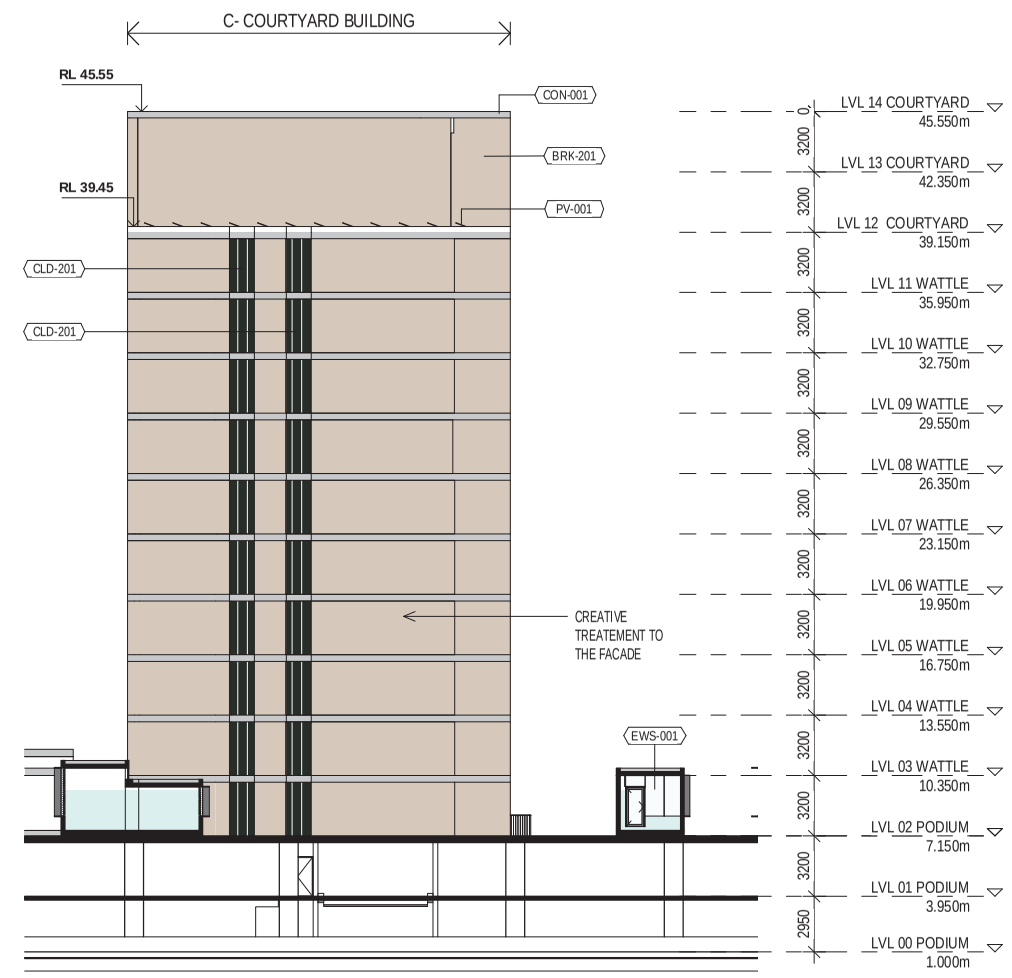

2 NORTH / SOUTH SECTION 02 LOOKING WEST
SCALE: 1 : 200

254

CODE	DESCRIPTION	LOCATION
CONCRETE		
CON-001	Off form concrete	All buildings
CON-101	Off form concrete- Coloured sealer (Sand)	B- Jones Street building
CON-301	Off form concrete- Coloured sealer (Pink)	D- Wattle Street building
BALUSTRADES		
BAL-001	Steel palisade balustrade (Charcoal)	Jones Street Fences and Landscape Courtyard Fences
BAL-002	Frameless glass balustrade	All buildings
BAL-101	Steel palisade balustrade (Dark Sand)	B- Jones Street building (Residential North Side)
BAL-102	Steel palisade balustrade (Bronze)	B- Jones Street building (Residential South Side)
BAL-201	Steel palisade balustrade (Basalt)	C- Courtyard building
BAL-301	Steel palisade balustrade (Pink)	D - Wattle Street building
BAL-401	Steel palisade balustrade (Red)	E- Fig Street building
MASONRY		
BRK-101	Brickwork	B- Jones Street building
BRK-201	Brickwork	C- Courtyard building
CLADDING		
CLD-101	Powdercoated aluminium cladding (Custom Matte - Sand)	B- Jones Street building (Residential North Side)
CLD-102	Powdercoated aluminium cladding (Custom Metallic Orange)	B- Jones Street building (Residential South Side)
CLD-103	Powdercoated aluminium cladding (Monument)	B- Jones Street building (Plenum)
CLD-201	Standing seam metal cladding (Basalt)	C- Courtyard building (Side window extrusion)
CLD-301	Powdercoated aluminium cladding (Custom Matte - Pink)	D- Wattle Street building
CLD-302	Powdercoated aluminium cladding (Custom Metallic - Pink)	D- Wattle Street building (Top 2 levels)
CLD-401	Powdercoated aluminium cladding (Custom Metallic - Red)	E- Fig Street building (awning)
WALL SYSTEMS		
EWS-001	Shopfront glazing Frame: Steel plate surround to retail glazing Glazing: Clear vision Type: Fix, Glazed louvres and frameless sliding doors Off form concrete plinth (CON-001)	A- Retail Pavilion + Pods
EWS-101	Front Glazed DGU Frame: Aluminium Glazing: Clear vision DGU Type: Fix, Frameless Sliding Doors Spandrel: Colorback glass Louvres: Powdercoated aluminium	B - Jones Street building Recreation Centre
EWS-102	Shopfront glazing Frame: Aluminium Glazing: Clear Vision Type: Sliding glass doors Spandrel: Colourback glass Stainless steel non-climbable mesh (SCN-102)	B - Jones Street Building Childcare Facility (Facing Courtyard)
EWS-103	Shopfront glazing Frame: Aluminium Glazing: Clear vision DGU Type: Fix and Awning Spandrel: Aluminium	B - Jones Street Building Childcare Facility (Facing East)
EWS-104	Apartment / Wintergarden external facade Frame: Aluminium Glazing: Clear vision Type: Fix, Slider, Awning, Louvres	B - Jones Street Building (Residential North)
EWS-105	Apartment / Wintergarden external facade Frame: Aluminium Glazing: Clear vision Type: Fix, Slider, Awning, Louvres	B- Jones Street Building (Residential South)
EWS-202	Apartment / Wintergarden external facade Frame: Aluminium Glazing: Clear vision Type: Fix, Slider, Awning	C - Courtyard building (Residential)
EWS-301	Full height shopfront glazing Frame: Aluminium plate to retail glazing window Glazing: Clear vision Type: Fix, Slider Louvres: Recessed	D - Wattle Street building Retail frontage
EWS-302	Apartment / Wintergarden external facade Frame: Aluminium Glazing: Clear vision Type: Fix, Slider, Awning, Louvres	D - Wattle Street building (Residential Levels below 8)
EWS-303	Apartment / Wintergarden external facade Frame: Aluminium Glazing: Clear vision Type: Fix, Slider, Awning, Louvres	D - Wattle Street building (Residential Levels 8 and 9)
EWS-401	Unitised curtain wall system Frame: Aluminium Glazing: Clear vision DGU Type: Fix, Slider, Awning Spandrel and cladding: Powdercoated aluminium solid Sun Shading: Single extrusion alum. horizontal and vertical	E - Fig Street Building
EWS-402	Full height shopfront glazing Frame: Aluminium Glazing: Clear vision, Front glazed Type: Guillotine sliding windows to retail facade	E - Fig Street Building (Facing Jones Street)
EWS-403	Shopfront glazing Frame: Aluminium Glazing: Clear vision Type: Fix Glass Spandrel: Colourback glass	E - Fig Street Building (Facing Sandstone wall)
SCREENING		
SCN-101	Aluminium screening to window (Dark Sand)	B- Jones Street building (North Side)
SCN-102	Mesh balustrade screening	B - Childcare Facility
SCN-103	Aluminium screening to rooftop plant (Dark Sand)	B- Jones Street building (North Side)
SCN-104	Aluminium screening to rooftop plant (Bronze)	B- Jones Street building (South Side)
SCN-105	Horizontal aluminium screening to window (Monument)	B- Jones Street building (North Side)
SCN-106	Aluminium screening to window (Orange)	B- Jones Street building (South Side)
SCN-107	Retractable Aluminium screening to window (Bronze)	B- Jones Street building (South Side)
SCN-108	Sliding Aluminium screening to balcony (Bronze)	B- Jones Street building (West Side)
SCN-201	Mesh balustrade screening	C- Courtyard building
SCN-202	Sliding Aluminium screening to balcony (Basalt)	C- Courtyard building (North Side)
SCN-301	Anodised aluminium screening (Metallic Pink)	D- Wattle Street building (Sloped rooftop plant)
SCN-302	Vertical anodised aluminium screening	D- Wattle Street building (Ground floor plant areas)
SCN-303	Aluminium screening to window (Matte Pink)	D- Wattle Street building
SCN-304	Sliding Aluminium screening to balcony (Matte Pink)	D- Wattle Street building (East Side)
SCN-401	Vertical anodised aluminium screening	E- Fig Street building (Ground floor plant areas)
SCN-402	Roller Shutter	E- Fig Street building (Loading dock)
SCN-403	Aluminium screening to rooftop plant (Red)	E- Fig Street building
EQUIPMENT		
PV-001	Photovoltaic array	All buildings

BVN
ARCHITECTS REGISTRATION BOARD / NOMINATED ARCHITECTS
Telephone +61 2 8297 7200
Facsimile +61 2 8297 7299
www.bvn.com.au

INTELLECTUAL PROPERTY
COPYRIGHT BVN ARCHITECTURE PTY LIMITED. UNLESS OTHERWISE AGREED IN WRITING ALL RIGHTS TO THIS DOCUMENT ARE SUBJECT TO PAYMENT IN FULL OF ALL BVN CHARGES. THIS DOCUMENT MAY ONLY BE USED FOR THE EXPRESS PURPOSE AND PROJECT FOR WHICH IT HAS BEEN CREATED AND DELIVERED, AS NOTIFIED IN WRITING BY BVN AND THIS DOCUMENT MAY NOT BE OTHERWISE USED, OR COPIED. ANY UNAUTHORISED USE OF THIS DOCUMENT IS AT THE USER'S SOLE RISK AND WITHOUT LIMITING BVN'S RIGHTS THE USER RELEASES AND INDEMNIFIES BVN FROM AND AGAINST ALL LOSS SO ARISING.

NOTE
CONTRACTOR TO CHECK AND VERIFY ALL DIMENSIONS ON SITE PRIOR TO COMMENCEMENT OF WORK OR PREPARATION OF SHOP DRAWINGS. DO NOT SCALE THIS DRAWING

ISSUE	DATE	FOR	CHKD
01	2/12/22	FOR INFORMATION	
02	21/12/22	STAGE 2 DA DRAFT 01	
03	20/01/23	FOR INFORMATION	
04	01/02/23	STAGE 2 DA SUBMISSION	
05	03/11/23	STAGE 2 DA AMENDED SUBMISSION	
06	21/02/24	STAGE 2 DA AMENDED 2 SUBMISSION	

LEGEND
SITE BOUNDARY
TOTAL AREA: 12,125M²
DENOTES BOUNDARY OF THE FUTURE ACQUISITION FROM COUNCIL LAND (256 M²). FINAL EXTENT OF BOUNDARY ALONG JONES STREET IS YET TO BE DETERMINED & FINALISED. TOTAL AREA: 12,381 M²

KEY PLAN

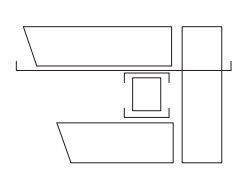

PLANNER
GYDE CONSULTING
(02) 9068 7500
STRUCTURE
EI AUSTRALIA
(02) 9516 0722
SERVICES
IGS ENGINEERING
(02) 8488 4600
LANDSCAPE
OCULUS
(02) 9557 5533

CLIENT
LANDREAM
CLIENT NUMBER
PROJECT MANAGER
ARGENTUM GROUP
(02) 9037 0877

PROJECT
WATTLE STREET
14-26 WATTLE STREET, PYRMONT
BVN PROJECT NUMBER
2109023

GRAPHIC SCALE
0 2000 5000
SCALE
As indicated@A0
DO NOT SCALE
STATUS

DRAWING
ELEVATIONS
DRAWING NUMBER
AR-DA-A 10C-XX-03
ISSUE
06

C:\Users\cbadenko\REVIT_LOCAL\2022\AR_2109023_WSU_SHEETS_connor_badenko.rvt 21/02/2024 12:50:39 PM

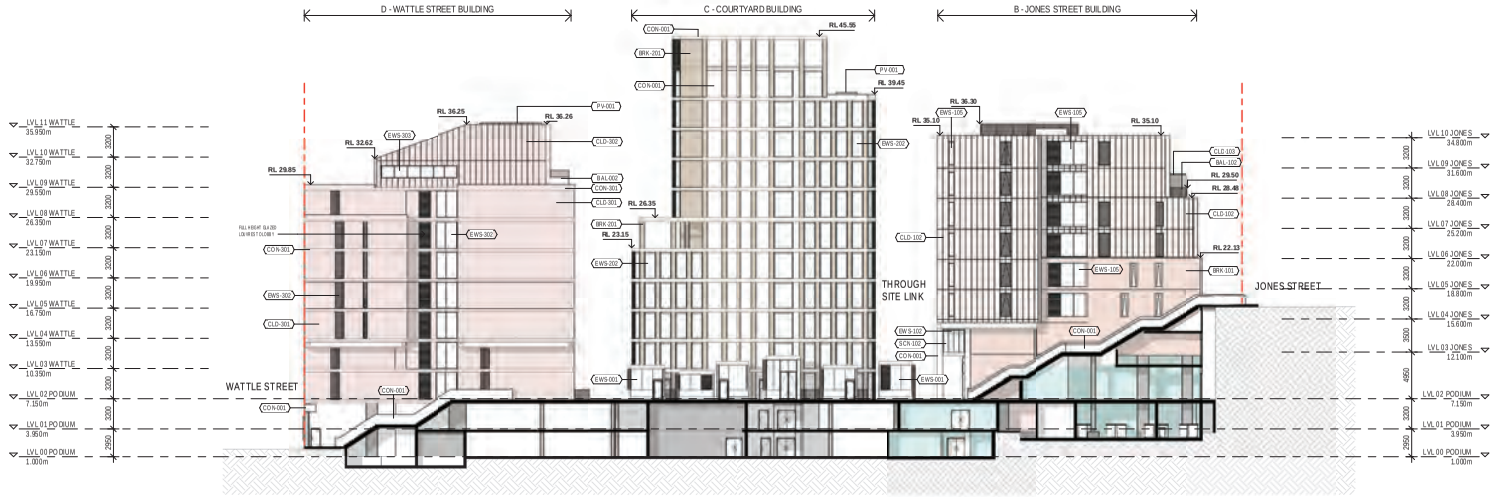

1 EAST WEST THROUGH SITE LINK LOOKING NORTH
SCALE: 1: 200

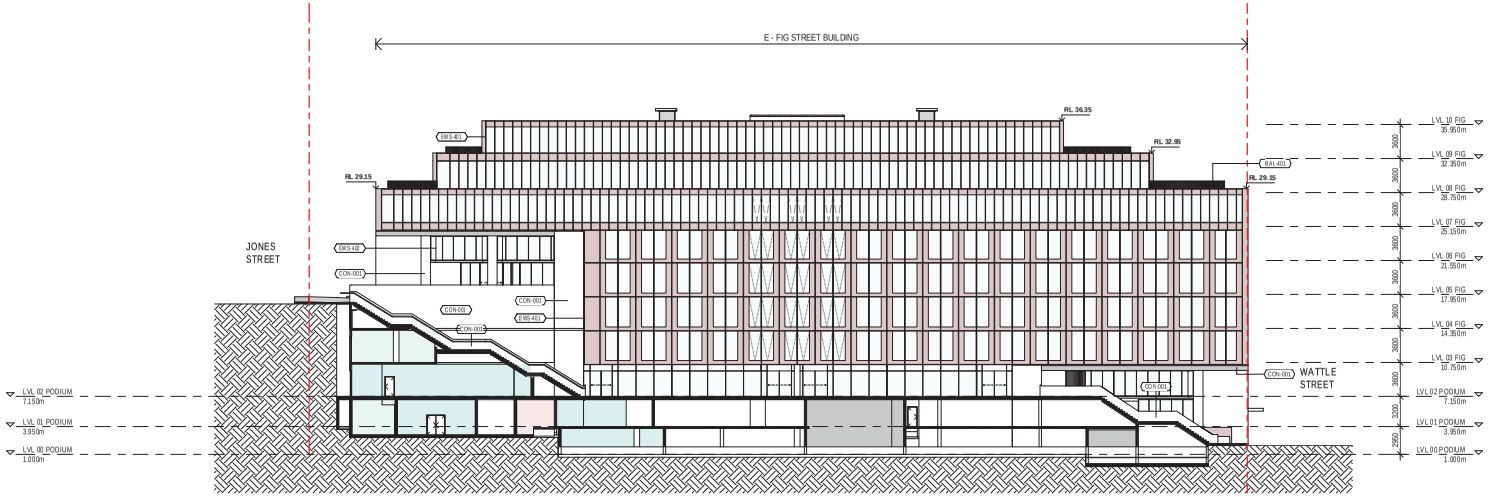

2 EAST WEST THROUGH SITE LINK LOOKING SOUTH
SCALE: 1: 200

CODE	DESCRIPTION	LOCATION
CONCRETE		
• CON-001	Off form concrete	All buildings
• CON-101	Off form concrete- Coloured sealer (Sand)	B - Jones Street building
• CON-301	Off form concrete- Coloured sealer (Pink)	D- Wattle Street building
BALUSTRADES		
• BAL-001	Steel palisade balustrade (Charcoal)	Jones Street Fences and Landscape Courtyard Fences
• BAL-002	Frameless glass balustrade	All buildings
• BAL-101	Steel palisade balustrade (Dark Sand)	B - Jones Street building (Residential North Side)
• BAL-102	Steel palisade balustrade (Bronze)	B - Jones Street building (Residential South Side)
• BAL-201	Steel palisade balustrade (Basalt)	C- Courtyard building
• BAL-301	Steel palisade balustrade (Pink)	D - Wattle Street building
• BAL-401	Steel palisade balustrade (Red)	E - Fig Street building
MASONRY		
• BRK-101	Brickwork	B - Jones Street building
• BRK-201	Brickwork	C - Courtyard building
CLADDING		
• CLD-101	Powdercoated aluminium cladding (Custom Matte - Sand)	B - Jones Street building (Residential North Side)
• CLD-102	Powdercoated aluminium cladding (Custom Metallic Orange)	B - Jones Street building (Residential South Side)
• CLD-103	Powdercoated aluminium cladding (Monument)	B - Jones Street building (Plenum)
• CLD-201	Standing seam metal cladding (Basalt)	C- Courtyard building (Side window extrusion)
• CLD-301	Powdercoated aluminium cladding (Custom Matte - Pink)	D- Wattle Street building
• CLD-302	Powdercoated aluminium cladding (Custom Metallic - Pink)	D- Wattle Street building (Top 2 levels)
• CLD-401	Powdercoated aluminium cladding (Custom Metallic - Red)	E - Fig Street building (awning)
WALL SYSTEMS		
• EWS-001	Shopfront glazing Frame: Steel plate surround to retail glazing Glazing: Clear vision Type: Fix, Glazed louvres and frameless sliding doors Off form concrete plinth (CON-001)	A - Retail Pavilion + Pods
• EWS-101	Front Glazed DGU Frame: Aluminium Glazing: Clear vision DGU Type: Fix, Frameless Sliding Doors Spandrel: Colouback glass Louvres: Powdercoated aluminium	B - Jones Street building Recreation Centre
• EWS-102	Shopfront glazing Frame: Aluminium Glazing: Clear Vision Type: Sliding glass doors Spandrel: Colouback glass Stainless steel non-climbable mesh (SCN-102)	B - Jones Street Building Childcare Facility (Facing Courtyard)
• EWS-103	Shopfront glazing Frame: Aluminium Glazing: Clear vision DGU Type: Fix and Awning Spandrel: Aluminium	B - Jones Street Building Childcare Facility (Facing East)
• EWS-104	Apartment / Winterganden external facade Frame: Aluminium Glazing: Clear vision Type: Fix, Slider, Awning, Louvres	B - Jones Street Building (Residential North)
• EWS-105	Apartment / Winterganden external facade Frame: Aluminium Glazing: Clear vision Type: Fix, Slider, Awning, Louvres	B - Jones Street Building (Residential South)
• EWS-202	Apartment / Winterganden external facade Frame: Aluminium Glazing: Clear vision Type: Fix, Slider, Awning	C - Courtyard building (Residential)
• EWS-301	Full height shopfront glazing Frame: Aluminium plate to retail glazing window Glazing: Clear vision Type: Fix, Slider Louvres: Recessed	D - Wattle Street building Retail Frontage
• EWS-302	Apartment / Winterganden external facade Frame: Aluminium Glazing: Clear vision Type: Fix, Slider, Awning, Louvres	D - Wattle Street building (Residential Levels below 8)
• EWS-303	Apartment / Winterganden external facade Frame: Aluminium Glazing: Clear vision Type: Fix, Slider, Awning, Louvres	D - Wattle Street building (Residential Levels 8 and 9)
• EWS-401	Unitised curtain wall system Frame: Aluminium Glazing: Clear vision DGU Type: Fix, Slider, Awning Spandrel and cladding: Powdercoated aluminium solid Sun Shading: Single extrusion alum. horizontal and vertical	E - Fig Street Building
• EWS-402	Full height shopfront glazing Frame: Aluminium Glazing: Clear vision, Front glazed Type: Guillotine sliding windows to retail facade	E - Fig Street Building (Facing Jones Street)
• EWS-403	Shopfront glazing Frame: Aluminium Glazing: Clear vision Type: Fix Glass Spandrel: Colouback glass	E - Fig Street Building (Facing Sandstone wall)
SCREENING		
• SCN-101	Aluminium screening to window (Dark Sand)	B - Jones Street building (North Side)
• SCN-102	Mesh balustrade screening	B - Childcare Facility
• SCN-103	Aluminium screening to rooftop plant (Dark Sand)	B - Jones Street building (North Side)
• SCN-104	Aluminium screening to rooftop plant (Bronze)	B - Jones Street building (South Side)
• SCN-105	Horizontal aluminium screening to window (Monument)	B - Jones Street building (North Side)
• SCN-106	Aluminium screening to window (Orange)	B - Jones Street building (South Side)
• SCN-107	Retractable Aluminium screening to window (Bronze)	B - Jones Street building (South Side)
• SCN-201	Mesh balustrade screening	C- Courtyard building
• SCN-301	Anodised aluminium screening (Metallic Pink)	D- Wattle Street building (Sloped rooftop plant)
• SCN-302	Vertical anodised aluminium screening	D- Wattle Street building (Ground floor plant areas)
• SCN-303	Aluminium screening to window (Metallic Pink)	D- Wattle Street building
• SCN-401	Vertical anodised aluminium screening	E- Fig Street building (Ground floor plant areas)
• SCN-402	Roller Shutter	E- Fig Street building (Loading dock)
• SCN-403	Aluminium screening to rooftop plant (Red)	E- Fig Street building
EQUIPMENT		
• PV-001	Photovoltaic array	All buildings

255

BVN

ARCHITECTS REGISTRATION BOARD NOMINATED ARCHITECTS:
NSW
VIC
QLD
SA
WA
TAS
ACT
NT
NEW ZEALAND

INTELLECTUAL PROPERTY
COPYRIGHT BVN ARCHITECTS PTY LIMITED. UNLESS OTHERWISE AGREED IN WRITING, WHETHER EXPRESS OR IMPLIED, BVN ARCHITECTS PTY LTD, ITS SUBSIDIARIES AND ITS LICENSORS DO NOT WARRANT THAT THE INFORMATION IS ACCURATE, COMPLETE OR SUITABLE FOR ANY PURPOSE. TO THE EXTENT PERMITTED BY LAW, BVN ARCHITECTS PTY LTD, ITS SUBSIDIARIES AND ITS LICENSORS EXPRESSLY DISCLAIM ALL WARRANTIES, CONDITIONS, REPRESENTATIONS AND INDEMNITIES IN RESPECT OF THIS DOCUMENT.

NOTE
CONTRACTOR TO CHECK AND VERIFY ALL DIMENSIONS & SITE PRIOR TO COMMENCEMENT. IF ANY DOUBTS ARE PRESENT ASK THE MANAGER. DO NOT SCALE THIS DRAWING

ISSUE	DATE	FOR	CHKD
01	21.02.22	FOR INFORMATION	
02	21.03.22	STAGE 2 DA (DRAFT 01)	
03	28.03.22	FOR INFORMATION	
04	01.06.22	STAGE 2 DA SUBMISSION	
05	03.10.23	STAGE 2 DA AMENDED SUBMISSION	

LEGEND
SITE BOUNDARY
TOTAL AREA 12,125M²
DENOTES BOUNDARY OF THE FUTURE ACQUISITION FROM COUNCIL LAND (256M²). FINAL EXTENT OF BOUNDARY ALONG JONES STREET IS YET TO BE DETERMINED & FINALISED. TOTAL AREA: 12,381 M²)

C:\Users\ecrawford\AppData\Local\Temp\acpublish_4292\AR-DA-A-10C-XX-04.rvt
2023-09-29 12:10:41 PM

KEY PLAN

PLANNER
GYDE CONSULTING
(02) 9068 7500
STRUCTURE
EI AUSTRALIA
(02) 9516 0722
SERVICES
IGS ENGINEERING
(02) 8488 4600
LANDSCAPE
OCULUS
(02) 9557 5533

CLIENT
LANDREAM
CLIENT NUMBER

PROJECT MANAGER
ARGENTUM GROUP
(02) 9037 0877

PROJECT
WATTLE STREET
14-26 WATTLE STREET, PYRMONT
BVN PROJECT NUMBER
21.09023

GRAIN IC SCALE
0 20.00 50.00
SCALE
As indicated @ A1 DO NOT SCALE
STATUS

DRAWING
ELEVATIONS
DRAWING NUMBER
AR-DA-A 10C-XX-04
ISSUE
05

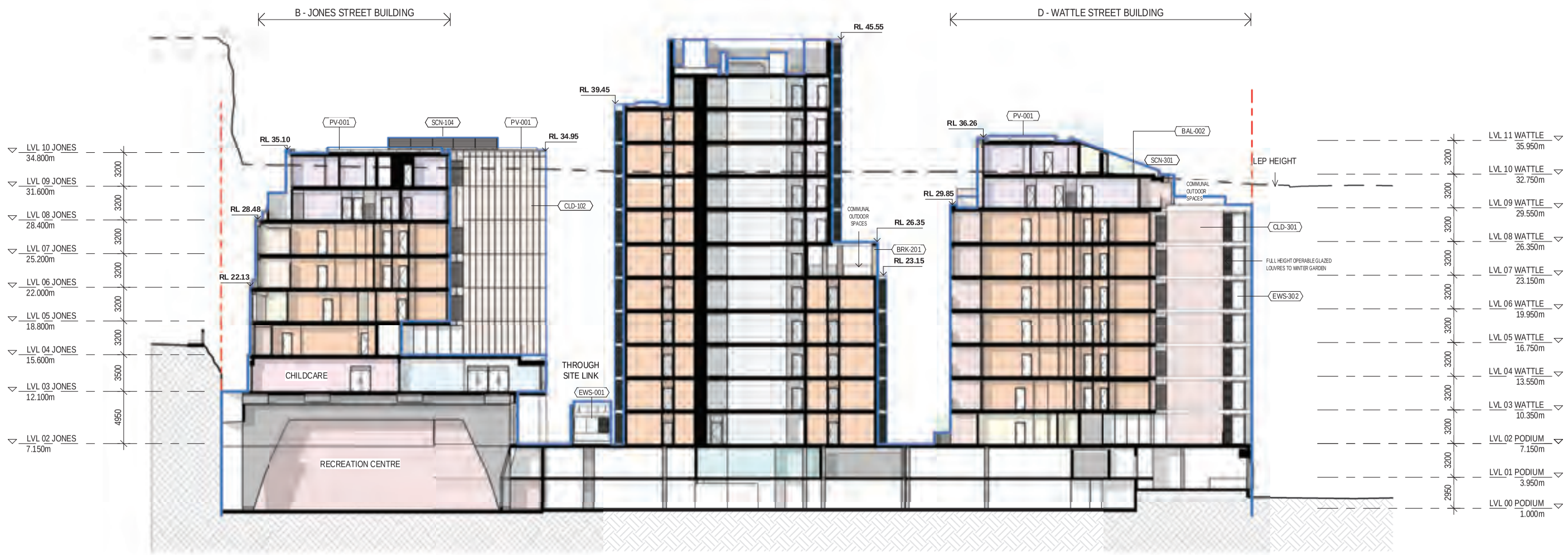

1 EAST / WEST LOOKING SOUTH
SCALE: 1 : 200

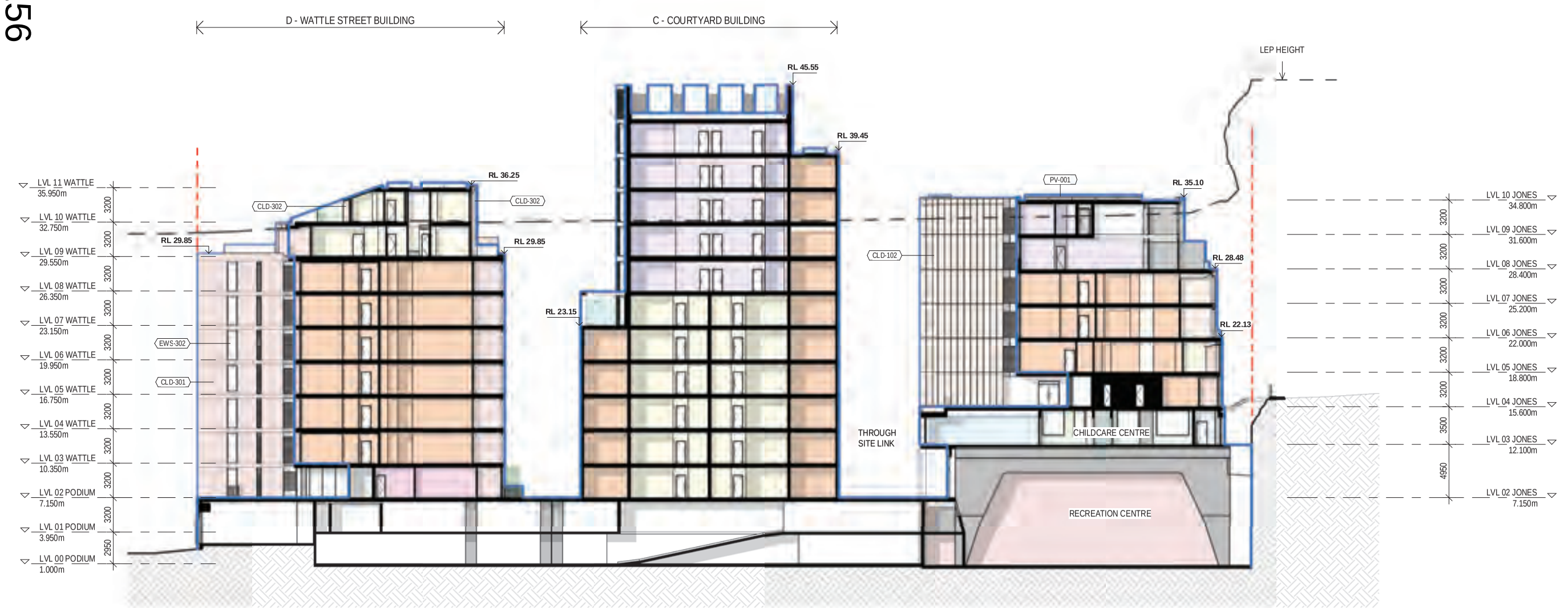

2 EAST / WEST THROUGH BUILDING GAP 01 LOOKING NORTH
SCALE: 1 : 200

256

CODE	DESCRIPTION	LOCATION
CONCRETE		
• CON-001	Off form concrete	All buildings
• CON-101	Off form concrete- Coloured sealer (Sand)	B- Jones Street building
• CON-301	Off form concrete- Coloured sealer (Pink)	D- Wattle Street building
BALUSTRADES		
• BAL-001	Steel palisade balustrade (Charcoal)	Jones Street Fences and Landscape Courtyard Fences
• BAL-002	Frameless glass balustrade	All buildings
• BAL-101	Steel palisade balustrade (Dark Sand)	B- Jones Street building (Residential North Side)
• BAL-102	Steel palisade balustrade (Bronze)	B- Jones Street building (Residential South Side)
• BAL-201	Steel palisade balustrade (Basalt)	C- Courtyard building
• BAL-301	Steel palisade balustrade (Pink)	D - Wattle Street building
• BAL-401	Steel palisade balustrade (Red)	E- Fig Street building
MASONRY		
• BRK-101	Brickwork	B- Jones Street building
• BRK-201	Brickwork	C- Courtyard building
CLADDING		
• CLD-101	Powdercoated aluminium cladding (Custom Matte - Sand)	B- Jones Street building (Residential North Side)
• CLD-102	Powdercoated aluminium cladding (Custom Metallic Orange)	B- Jones Street building (Residential South Side)
• CLD-103	Powdercoated aluminium cladding (Monument)	B- Jones Street building (Plenum)
• CLD-201	Standing seam metal cladding (Basalt)	C- Courtyard building (Side window extrusion)
• CLD-301	Powdercoated aluminium cladding (Custom Matte - Pink)	D- Wattle Street building
• CLD-302	Powdercoated aluminium cladding (Custom Metallic - Pink)	D- Wattle Street building (Top 2 levels)
• CLD-401	Powdercoated aluminium cladding (Custom Metallic - Red)	E- Fig Street building (awning)
WALL SYSTEMS		
• EWS-001	Shopfront glazing Frame: Steel plate surround to retail glazing Glazing: Clear vision Type: Fix, Glazed louvres and frameless sliding doors Off form concrete plinth (CON-001)	A- Retail Pavilion + Pods
• EWS-101	Front Glazed DGU Frame: Aluminium Glazing: Clear vision DGU Type: Fix, Frameless Sliding Doors Spandrel: Colorback glass Louvres: Powdercoated aluminium	B - Jones Street building Recreation Centre
• EWS-102	Shopfront glazing Frame: Aluminium Glazing: Clear Vision Type: Sliding glass doors Spandrel: Colourback glass Stainless steel non-climbable mesh (SCN-102)	B - Jones Street Building Childcare Facility (Facing Courtyard)
• EWS-103	Shopfront glazing Frame: Aluminium Glazing: Clear vision DGU Type: Fix and Awning Spandrel: Aluminium	B - Jones Street Building Childcare Facility (Facing East)
• EWS-104	Apartment / Wintergarden external facade Frame: Aluminium Glazing: Clear vision Type: Fix, Slider, Awning, Louvres	B - Jones Street Building (Residential North)
• EWS-105	Apartment / Wintergarden external facade Frame: Aluminium Glazing: Clear vision Type: Fix, Slider, Awning, Louvres	B- Jones Street Building (Residential South)
• EWS-202	Apartment / Wintergarden external facade Frame: Aluminium Glazing: Clear vision Type: Fix, Slider, Awning	C - Courtyard building (Residential)
• EWS-301	Full height shopfront glazing Frame: Aluminium plate to retail glazing window Glazing: Clear vision Type: Fix, Slider Louvres: Recessed	D - Wattle Street building Retail frontage
• EWS-302	Apartment / Wintergarden external facade Frame: Aluminium Glazing: Clear vision Type: Fix, Slider, Awning, Louvres	D - Wattle Street building (Residential Levels below 8)
• EWS-303	Apartment / Wintergarden external facade Frame: Aluminium Glazing: Clear vision Type: Fix, Slider, Awning, Louvres	D - Wattle Street building (Residential Levels 8 and 9)
• EWS-401	Unitised curtain wall system Frame: Aluminium Glazing: Clear vision DGU Type: Fix, Slider, Awning Spandrel and cladding: Powdercoated aluminium solid Sun Shading: Single extrusion alum. horizontal and vertical	E - Fig Street Building
• EWS-402	Full height shopfront glazing Frame: Aluminium Glazing: Clear vision, Front glazed Type: Guillotine sliding windows to retail facade	E - Fig Street Building (Facing Jones Street)
• EWS-403	Shopfront glazing Frame: Aluminium Glazing: Clear vision Type: Fix Glass Spandrel: Colourback glass	E - Fig Street Building (Facing Sandstone wall)
SCREENING		
• SCN-101	Aluminium screening to window (Dark Sand)	B- Jones Street building (North Side)
• SCN-102	Mesh balustrade screening	B - Childcare Facility
• SCN-103	Aluminium screening to rooftop plant (Dark Sand)	B- Jones Street building (North Side)
• SCN-104	Aluminium screening to rooftop plant (Bronze)	B- Jones Street building (South Side)
• SCN-105	Horizontal aluminium screening to window (Monument)	B- Jones Street building (North Side)
• SCN-106	Aluminium screening to window (Orange)	B- Jones Street building (South Side)
• SCN-107	Retractable Aluminium screening to window (Bronze)	B- Jones Street building (South Side)
• SCN-108	Sliding Aluminium screening to balcony (Bronze)	B- Jones Street building (West Side)
• SCN-201	Mesh balustrade screening	C- Courtyard building
• SCN-202	Sliding Aluminium screening to balcony (Basalt)	C- Courtyard building (North Side)
• SCN-301	Anodised aluminium screening (Metallic Pink)	D- Wattle Street building (Sloped rooftop plant)
• SCN-302	Vertical anodised aluminium screening	D- Wattle Street building (Ground floor plant areas)
• SCN-303	Aluminium screening to window (Matte Pink)	D- Wattle Street building
• SCN-304	Sliding Aluminium screening to balcony (Matte Pink)	D- Wattle Street building (East Side)
• SCN-401	Vertical anodised aluminium screening	E- Fig Street building (Ground floor plant areas)
• SCN-402	Roller Shutter	E- Fig Street building (Loading dock)
• SCN-403	Aluminium screening to rooftop plant (Red)	E- Fig Street building
EQUIPMENT		
• PV-001	Photovoltaic array	All buildings

C:\Users\cbadenko\REVIT_LOCAL\2022\AR_2109023_WSU_SHEETS_connor_badenko.rvt 21/02/2024 12:51:18 PM

BVN

ARCHITECTS REGISTRATION BOARD / NOMINATED ARCHITECTS
NSW
9336 NINOTSCHKA TITCHKOSKY
4827 JAMES GROSE
7115 JULIAN ASHTON
7053 MATTHEW BLAIR
7151 PHILLIP ROSSINGTON
7438 PETER TITMUSS
10447 ALISON BOUNDS
10705 CATHERINE SKINNER
QLD
5527 NEIL LOGAN
2709 BRIAN DONOVAN
1595 MARK GRIMMER
5528 DAVID KELLY
3666 KEVIN O'BRIEN
Telephone +61 2 8297 7200
Facsimile +61 2 8297 7299
www.bvn.com.au

INTELLECTUAL PROPERTY
COPYRIGHT BVN ARCHITECTURE PTY LIMITED. UNLESS OTHERWISE AGREED IN WRITING ALL RIGHTS TO THIS DOCUMENT ARE SUBJECT TO PAYMENT IN FULL OF ALL BVN CHARGES.THIS DOCUMENT MAY ONLY BE USED FOR THE EXPRESS PURPOSE AND PROJECT FOR WHICH IT HAS BEEN CREATED AND DELIVERED, AS NOTIFIED IN WRITING BY BVN AND THIS DOCUMENT MAY NOT BE OTHERWISE USED, OR COPIED. ANY UNAUTHORISED USE OF THIS DOCUMENT IS AT THE USER'S SOLE RISK AND WITHOUT LIMITING BVN'S RIGHTS THE USER RELEASES AND INDEMNIFIES BVN FROM AND AGAINST ALL LOSS SO ARISING.

NOTE
CONTRACTOR TO CHECK AND VERIFY ALL DIMENSIONS ON SITE PRIOR TO COMMENCEMENT OF WORK OR PREPARATION OF SHOP DRAWINGS. DO NOT SCALE THIS DRAWING

ISSUE	DATE	FOR	CHKD
01	04/11/22	FOR INFORMATION	
02	17/11/22	FOR INFORMATION	
03	2/12/22	FOR INFORMATION	
04	21/12/22	STAGE 2 DA DRAFT 01	
05	20/01/23	FOR INFORMATION	
06	01/02/23	STAGE 2 DA SUBMISSION	
07	03/11/23	STAGE 2 DA AMENDED SUBMISSION	
08	21/02/24	STAGE 2 DA AMENDED 2 SUBMISSION	

LEGEND

SITE BOUNDARY
TOTAL AREA: 12,125M²

DENOTES BOUNDARY OF THE FUTURE ACQUISITION FROM COUNCIL LAND (256 M²). FINAL EXTENT OF BOUNDARY ALONG JONES STREET IS YET TO BE DETERMINED & FINALISED. TOTAL AREA: 12,381 M²)

OUTLINE OF SUBMITTED STAGE 1 DA MOD MASSING

08-G16

KEY PLAN

PLANNER
GYDE CONSULTING
(02) 9068 7500
STRUCTURE
EI AUSTRALIA
(02) 9516 0722
SERVICES
IGS ENGINEERING
(02) 8488 4600
LANDSCAPE
OCULUS
(02) 9557 5533

CLIENT
LANDREAM
CLIENT NUMBER
PROJECT MANAGER
ARGENTUM GROUP
(02) 9037 0877

PROJECT
WATTLE STREET
14-26 WATTLE STREET, PYRMONT
BVN PROJECT NUMBER
2109023

GRAPHIC SCALE
0 4000 10000
SCALE
As indicated@A0
DO NOT SCALE
STATUS

DRAWING
SECTIONS
DRAWING NUMBER
AR-DA-A 10D-XX-00
ISSUE
08

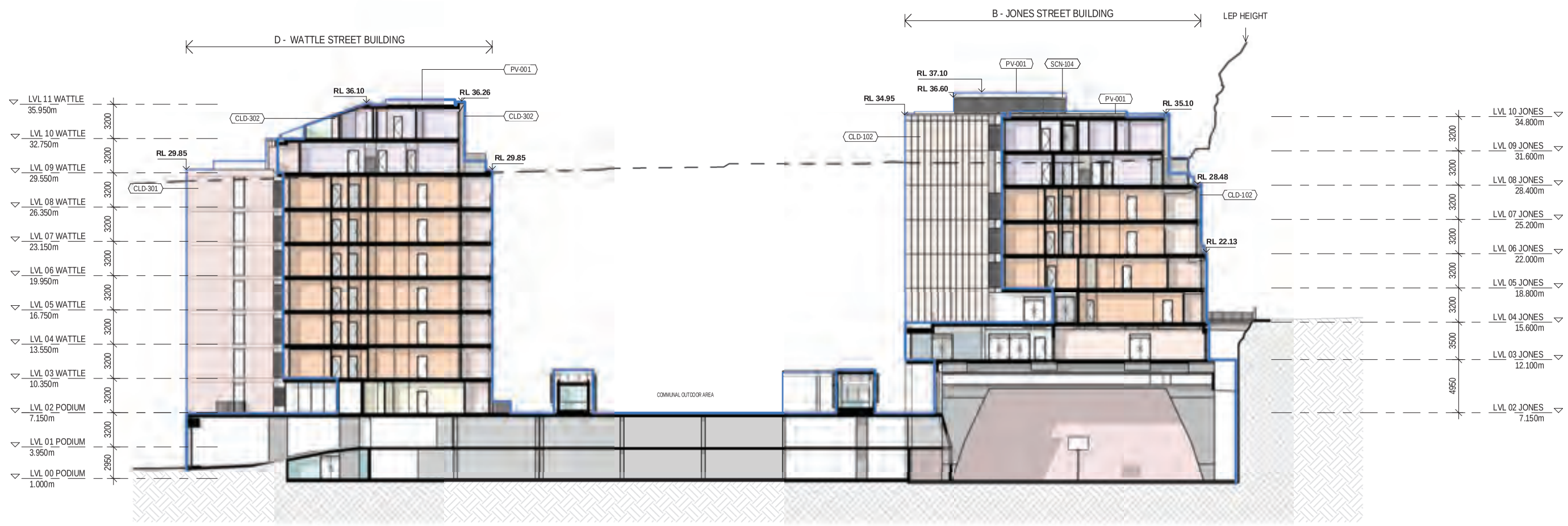

1 EAST / WEST THROUGH BUILDING GAP 02 LOOKING NORTH
SCALE: 1 : 200

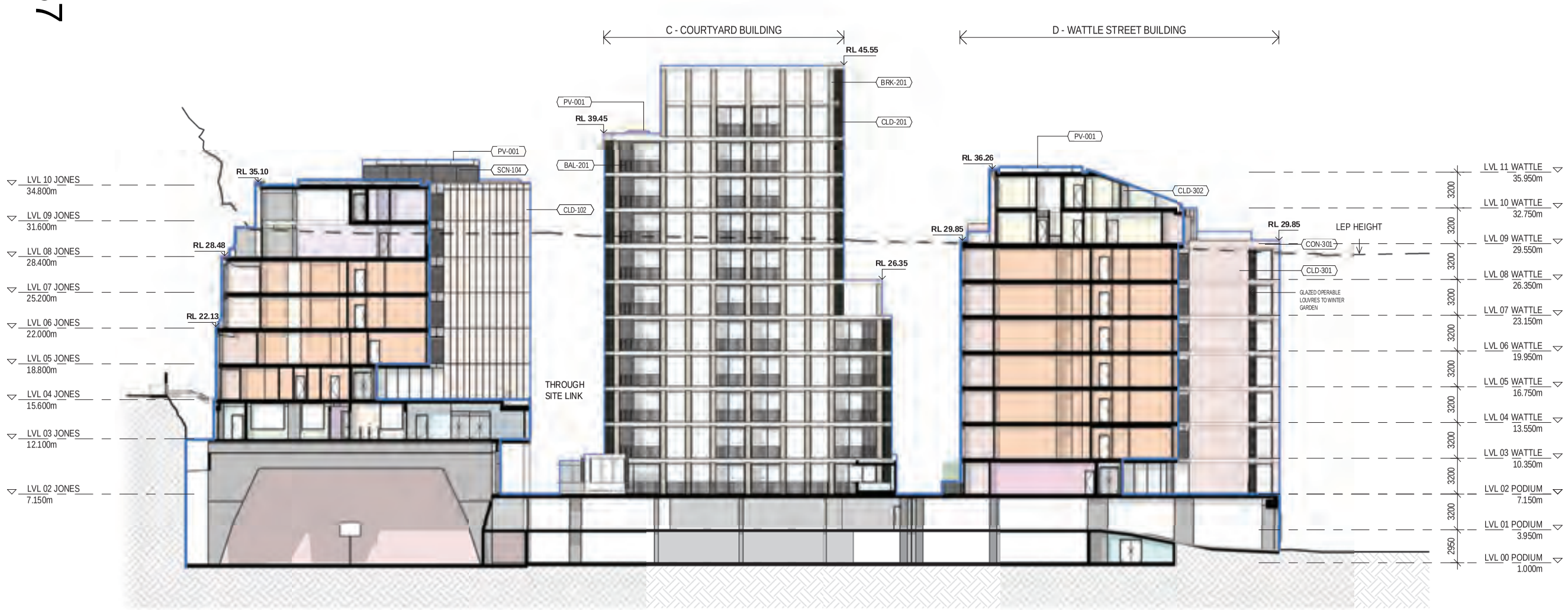

2 EAST / WEST THROUGH BUILDING GAP 02 LOOKING SOUTH
SCALE: 1 : 200

257

CODE	DESCRIPTION	LOCATION
CONCRETE		
• CON-001	Off form concrete	All buildings
• CON-101	Off form concrete- Coloured sealer (Sand)	B- Jones Street building
• CON-301	Off form concrete- Coloured sealer (Pink)	D- Wattle Street building
BALUSTRADES		
• BAL-001	Steel palisade balustrade (Charcoal)	Jones Street Fences and Landscape Courtyard Fences
• BAL-002	Frameless glass balustrade	All buildings
• BAL-101	Steel palisade balustrade (Dark Sand)	B- Jones Street building (Residential North Side)
• BAL-102	Steel palisade balustrade (Bronze)	B- Jones Street building (Residential South Side)
• BAL-201	Steel palisade balustrade (Basalt)	C- Courtyard building
• BAL-301	Steel palisade balustrade (Pink)	D - Wattle Street building
• BAL-401	Steel palisade balustrade (Red)	E- Fig Street building
MASONRY		
• BRK-101	Brickwork	B- Jones Street building
• BRK-201	Brickwork	C- Courtyard building
CLADDING		
• CLD-101	Powdercoated aluminium cladding (Custom Matte - Sand)	B- Jones Street building (Residential North Side)
• CLD-102	Powdercoated aluminium cladding (Custom Metallic Orange)	B- Jones Street building (Residential South Side)
• CLD-103	Powdercoated aluminium cladding (Monument)	B- Jones Street building (Plenum)
• CLD-201	Standing seam metal cladding (Basalt)	C- Courtyard building (Side window extrusion)
• CLD-301	Powdercoated aluminium cladding (Custom Matte - Pink)	D- Wattle Street building
• CLD-302	Powdercoated aluminium cladding (Custom Metallic - Pink)	D- Wattle Street building (Top 2 levels)
• CLD-401	Powdercoated aluminium cladding (Custom Metallic - Red)	E- Fig Street building (awning)
WALL SYSTEMS		
• EWS-001	Shopfront glazing Frame: Steel plate surround to retail glazing Glazing: Clear vision Type: Fix, Glazed louvres and frameless sliding doors Off form concrete plinth (CON-001)	A- Retail Pavilion + Pods
• EWS-101	Front Glazed DGU Frame: Aluminium Glazing: Clear vision DGU Type: Fix, Frameless Sliding Doors Spandrel: Colorback glass Louvres: Powdercoated aluminium	B - Jones Street building Recreation Centre
• EWS-102	Shopfront glazing Frame: Aluminium Glazing: Clear Vision Type: Sliding glass doors Spandrel: Colourback glass Stainless steel non-climbable mesh (SCN-102)	B - Jones Street Building Childcare Facility (Facing Courtyard)
• EWS-103	Shopfront glazing Frame: Aluminium Glazing: Clear vision DGU Type: Fix and Awning Spandrel: Aluminium	B - Jones Street Building Childcare Facility (Facing East)
• EWS-104	Apartment / Wintergarden external facade Frame: Aluminium Glazing: Clear vision Type: Fix, Slider, Awning, Louvres	B - Jones Street Building (Residential North)
• EWS-105	Apartment / Wintergarden external facade Frame: Aluminium Glazing: Clear vision Type: Fix, Slider, Awning, Louvres	B- Jones Street Building (Residential South)
• EWS-202	Apartment / Wintergarden external facade Frame: Aluminium Glazing: Clear vision Type: Fix, Slider, Awning	C - Courtyard building (Residential)
• EWS-301	Full height shopfront glazing Frame: Aluminium plate to retail glazing window Glazing: Clear vision Type: Fix, Slider Louvres: Recessed	D - Wattle Street building Retail frontage
• EWS-302	Apartment / Wintergarden external facade Frame: Aluminium Glazing: Clear vision Type: Fix, Slider, Awning, Louvres	D - Wattle Street building (Residential Levels below 8)
• EWS-303	Apartment / Wintergarden external facade Frame: Aluminium Glazing: Clear vision Type: Fix, Slider, Awning, Louvres	D - Wattle Street building (Residential Levels 8 and 9)
• EWS-401	Unitised curtain wall system Frame: Aluminium Glazing: Clear vision DGU Type: Fix, Slider, Awning Spandrel and cladding: Powdercoated aluminium solid Sun Shading: Single extrusion alum. horizontal and vertical	E - Fig Street Building
• EWS-402	Full height shopfront glazing Frame: Aluminium Glazing: Clear vision, Front glazed Type: Guillotine sliding windows to retail facade	E - Fig Street Building (Facing Jones Street)
• EWS-403	Shopfront glazing Frame: Aluminium Glazing: Clear vision Type: Fix Glass Spandrel: Colourback glass	E - Fig Street Building (Facing Sandstone wall)
SCREENING		
• SCN-101	Aluminium screening to window (Dark Sand)	B- Jones Street building (North Side)
• SCN-102	Mesh balustrade screening	B - Childcare Facility
• SCN-103	Aluminium screening to rooftop plant (Dark Sand)	B- Jones Street building (North Side)
• SCN-104	Aluminium screening to rooftop plant (Bronze)	B- Jones Street building (South Side)
• SCN-105	Horizontal aluminium screening to window (Monument)	B- Jones Street building (North Side)
• SCN-106	Aluminium screening to window (Orange)	B- Jones Street building (South Side)
• SCN-107	Retractable Aluminium screening to window (Bronze)	B- Jones Street building (South Side)
• SCN-108	Sliding Aluminium screening to balcony (Bronze)	B- Jones Street building (West Side)
• SCN-201	Mesh balustrade screening	C- Courtyard building
• SCN-202	Sliding Aluminium screening to balcony (Basalt)	C- Courtyard building (North Side)
• SCN-301	Anodised aluminium screening (Metallic Pink)	D- Wattle Street building (Sloped rooftop plant)
• SCN-302	Vertical anodised aluminium screening	D- Wattle Street building (Ground floor plant areas)
• SCN-303	Aluminium screening to window (Matte Pink)	D- Wattle Street building
• SCN-304	Sliding Aluminium screening to balcony (Matte Pink)	D- Wattle Street building (East Side)
• SCN-401	Vertical anodised aluminium screening	E- Fig Street building (Ground floor plant areas)
• SCN-402	Roller Shutter	E- Fig Street building (Loading dock)
• SCN-403	Aluminium screening to rooftop plant (Red)	E- Fig Street building
EQUIPMENT		
• PV-001	Photovoltaic array	All buildings

BVN

ARCHITECTS REGISTRATION BOARD / NOMINATED ARCHITECTS
NSW 9336 NINOTSCHKA TITCHKOSKY, 4937 JAMES GROSE, 7115 JULIAN ASHTON, 7053 MATTHEW BLAIR, 7151 PHILLIP ROSSINGTON, 7438 PETER TITMUSS, 10447 ALISON BOUNDS, 10705 CATHERINE SKINNER
QLD 5527 NEIL LOGAN, 2709 BRIAN DONOVAN, 1595 MARK GRIMMER, 5538 DAVID KELLY, 3668 KEVIN O'BRIEN
Telephone +61 2 8297 7200
Facsimile +61 2 8297 7299
www.bvn.com.au

INTELLECTUAL PROPERTY
COPYRIGHT BVN ARCHITECTURE PTY LIMITED. UNLESS OTHERWISE AGREED IN WRITING ALL RIGHTS TO THIS DOCUMENT ARE SUBJECT TO PAYMENT IN FULL OF ALL BVN CHARGES.THIS DOCUMENT MAY ONLY BE USED FOR THE EXPRESS PURPOSE AND PROJECT FOR WHICH IT HAS BEEN CREATED AND DELIVERED, AS NOTIFIED IN WRITING BY BVN AND THIS DOCUMENT MAY NOT BE OTHERWISE USED, OR COPIED. ANY UNAUTHORISED USE OF THIS DOCUMENT IS AT THE USER'S SOLE RISK AND WITHOUT LIMITING BVN'S RIGHTS THE USER RELEASES AND INDEMNIFIES BVN FROM AND AGAINST ALL LOSS SO ARISING.

NOTE
CONTRACTOR TO CHECK AND VERIFY ALL DIMENSIONS ON SITE PRIOR TO COMMENCEMENT OF WORK OR PREPARATION OF SHOP DRAWINGS. DO NOT SCALE THIS DRAWING

ISSUE	DATE	FOR	CHKD
01	2/12/22	FOR INFORMATION	
02	21/12/22	STAGE 2 DA DRAFT 01	
03	20/01/23	FOR INFORMATION	
04	01/02/23	STAGE 2 DA SUBMISSION	
05	03/11/23	STAGE 2 DA AMENDED SUBMISSION	
06	21/02/24	STAGE 2 DA AMENDED 2 SUBMISSION	

LEGEND
SITE BOUNDARY
TOTAL AREA: 12,125M²
DENOTES BOUNDARY OF THE FUTURE ACQUISITION FROM COUNCIL LAND (256 M²). FINAL EXTENT OF BOUNDARY ALONG JONES STREET IS YET TO BE DETERMINED & FINALISED. TOTAL AREA: 12,381 M²)
OUTLINE OF SUBMITTED STAGE 1 DA MOD MASSING
06-G16

KEY PLAN

PLANNER
GYDE CONSULTING
(02) 9068 7500
STRUCTURE
EI AUSTRALIA
(02) 9516 0722
SERVICES
IGS ENGINEERING
(02) 8488 4600
LANDSCAPE
OCULUS
(02) 9557 5533

CLIENT
LANDREAM
CLIENT NUMBER
PROJECT MANAGER
ARGENTUM GROUP
(02) 9037 0877

PROJECT
WATTLE STREET
14-26 WATTLE STREET, PYRMONT
BVN PROJECT NUMBER
2109023

GRAPHIC SCALE
0 4000 10000
SCALE
As indicated@A0
DO NOT SCALE
STATUS

DRAWING
SECTIONS
DRAWING NUMBER
AR-DA-A 10D-XX-01
ISSUE
06

C:\Users\cbadenko\REVIT_LOCAL\2022AR_2109023_WSU_SHEETS_connor_badenko.rvt 21/02/2024 12:52:11 PM

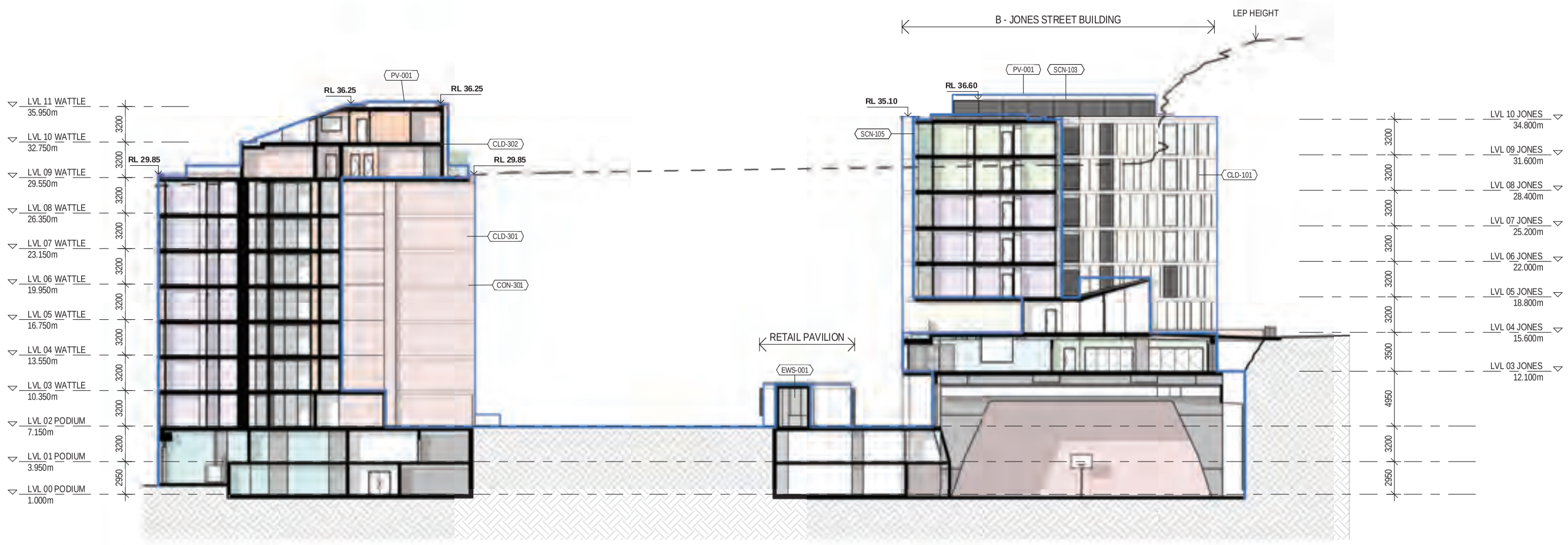

1 EAST / WEST THROUGH BUILDING GAP 03 LOOKING NORTH
SCALE: 1 : 200

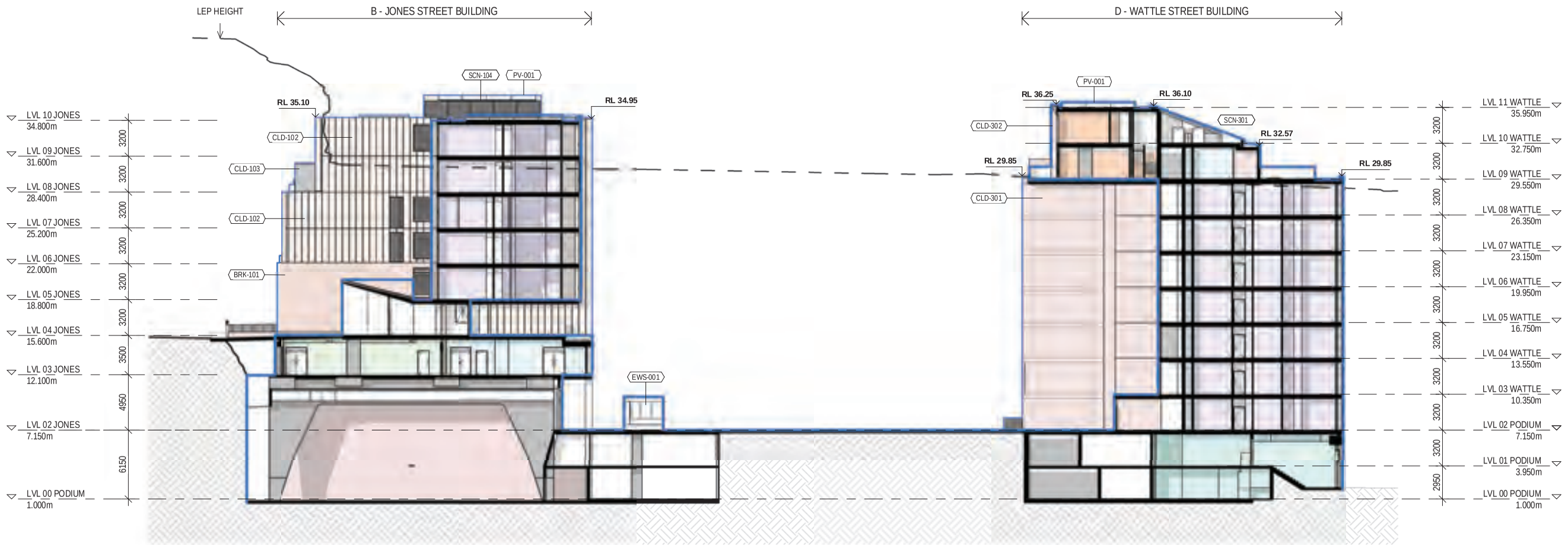

2 EAST / WEST THROUGH BUILDING GAP 03 LOOKING SOUTH
SCALE: 1 : 200

258

CODE	DESCRIPTION	LOCATION
CONCRETE		
• CON-001	Off form concrete	All buildings
• CON-101	Off form concrete- Coloured sealer (Sand)	B- Jones Street building
• CON-301	Off form concrete- Coloured sealer (Pink)	D- Wattle Street building
BALUSTRADES		
• BAL-001	Steel palisade balustrade (Charcoal)	Jones Street Fences and Landscape Courtyard Fences
• BAL-002	Frameless glass balustrade	All buildings
• BAL-101	Steel palisade balustrade (Dark Sand)	B- Jones Street building (Residential North Side)
• BAL-102	Steel palisade balustrade (Bronze)	B- Jones Street building (Residential South Side)
• BAL-201	Steel palisade balustrade (Basalt)	C- Courtyard building
• BAL-301	Steel palisade balustrade (Pink)	D - Wattle Street building
• BAL-401	Steel palisade balustrade (Red)	E- Fig Street building
MASONRY		
• BRK-101	Brickwork	B- Jones Street building
• BRK-201	Brickwork	C- Courtyard building
CLADDING		
• CLD-101	Powdercoated aluminium cladding (Custom Matte - Sand)	B- Jones Street building (Residential North Side)
• CLD-102	Powdercoated aluminium cladding (Custom Metallic Orange)	B- Jones Street building (Residential South Side)
• CLD-103	Powdercoated aluminium cladding (Monument)	B- Jones Street building (Plenum)
• CLD-201	Standing seam metal cladding (Basalt)	C- Courtyard building (Side window extrusion)
• CLD-301	Powdercoated aluminium cladding (Custom Matte - Pink)	D- Wattle Street building
• CLD-302	Powdercoated aluminium cladding (Custom Metallic - Pink)	D- Wattle Street building (Top 2 levels)
• CLD-401	Powdercoated aluminium cladding (Custom Metallic - Red)	E- Fig Street building (awning)
WALL SYSTEMS		
• EWS-001	Shopfront glazing Frame: Steel plate surround to retail glazing Glazing: Clear vision Type: Fix, Glazed louvres and frameless sliding doors Off form concrete plinth (CON-001)	A- Retail Pavilion + Pods
• EWS-101	Front Glazed DGU Frame: Aluminium Glazing: Clear vision DGU Type: Fix, Frameless Sliding Doors Spandrel: Colorback glass Louvres: Powdercoated aluminium	B - Jones Street building Recreation Centre
• EWS-102	Shopfront glazing Frame: Aluminium Glazing: Clear Vision Type: Sliding glass doors Spandrel: Colourback glass Stainless steel non-climbable mesh (SCN-102)	B - Jones Street Building Childcare Facility (Facing Courtyard)
• EWS-103	Shopfront glazing Frame: Aluminium Glazing: Clear vision DGU Type: Fix and Awning Spandrel: Aluminium	B - Jones Street Building Childcare Facility (Facing East)
• EWS-104	Apartment / Wintergarden external facade Frame: Aluminium Glazing: Clear vision Type: Fix, Slider, Awning, Louvres	B - Jones Street Building (Residential North)
• EWS-105	Apartment / Wintergarden external facade Frame: Aluminium Glazing: Clear vision Type: Fix, Slider, Awning, Louvres	B- Jones Street Building (Residential South)
• EWS-202	Apartment / Wintergarden external facade Frame: Aluminium Glazing: Clear vision Type: Fix, Slider, Awning	C - Courtyard building (Residential)
• EWS-301	Full height shopfront glazing Frame: Aluminium plate to retail glazing window Glazing: Clear vision Type: Fix, Slider Louvres: Recessed	D - Wattle Street building Retail frontage
• EWS-302	Apartment / Wintergarden external facade Frame: Aluminium Glazing: Clear vision Type: Fix, Slider, Awning, Louvres	D - Wattle Street building (Residential Levels below 8)
• EWS-303	Apartment / Wintergarden external facade Frame: Aluminium Glazing: Clear vision Type: Fix, Slider, Awning, Louvres	D - Wattle Street building (Residential Levels 8 and 9)
• EWS-401	Unitised curtain wall system Frame: Aluminium Glazing: Clear vision DGU Type: Fix, Slider, Awning Spandrel and cladding: Powdercoated aluminium solid Sun Shading: Single extrusion alum. horizontal and vertical	E - Fig Street Building
• EWS-402	Full height shopfront glazing Frame: Aluminium Glazing: Clear vision, Front glazed Type: Guillotine sliding windows to retail facade	E - Fig Street Building (Facing Jones Street)
• EWS-403	Shopfront glazing Frame: Aluminium Glazing: Clear vision Type: Fix Glass Spandrel: Colourback glass	E - Fig Street Building (Facing Sandstone wall)
SCREENING		
• SCN-101	Aluminium screening to window (Dark Sand)	B- Jones Street building (North Side)
• SCN-102	Mesh balustrade screening	B - Childcare Facility
• SCN-103	Aluminium screening to rooftop plant (Dark Sand)	B- Jones Street building (North Side)
• SCN-104	Aluminium screening to rooftop plant (Bronze)	B- Jones Street building (South Side)
• SCN-105	Horizontal aluminium screening to window (Monument)	B- Jones Street building (North Side)
• SCN-106	Aluminium screening to window (Orange)	B- Jones Street building (South Side)
• SCN-107	Retractable Aluminium screening to window (Bronze)	B- Jones Street building (South Side)
• SCN-108	Sliding Aluminium screening to balcony (Bronze)	B- Jones Street building (West Side)
• SCN-201	Mesh balustrade screening	C- Courtyard building
• SCN-202	Sliding Aluminium screening to balcony (Basalt)	C- Courtyard building (North Side)
• SCN-301	Anodised aluminium screening (Metallic Pink)	D- Wattle Street building (Sloped rooftop plant)
• SCN-302	Vertical anodised aluminium screening	D- Wattle Street building (Ground floor plant areas)
• SCN-303	Aluminium screening to window (Matte Pink)	D- Wattle Street building
• SCN-304	Sliding Aluminium screening to balcony (Matte Pink)	D- Wattle Street building (East Side)
• SCN-401	Vertical anodised aluminium screening	E- Fig Street building (Ground floor plant areas)
• SCN-402	Roller Shutter	E- Fig Street building (Loading dock)
• SCN-403	Aluminium screening to rooftop plant (Red)	E- Fig Street building
EQUIPMENT		
• PV-001	Photovoltaic array	All buildings

BVN

ARCHITECTS REGISTRATION BOARD / NOMINATED ARCHITECTS
NSW 8286 NINOTSCHKA TITCHKOSKY, 4827 JAMES GROSE, 7115 JULIAN ASHTON, 7053 MATTHEW BLAIR, 7151 PHILLIP ROSSINGTON, 7436 PETER TITMUSS, 10447 ALISON BOUNDS, 10705 CATHERINE SKINNER
QLD 5527 NEIL LOGAN, 2709 BRIAN DONOVAN, 1595 MARK GRIMMER, 5538 DAVID KELLY, 3866 KEVIN O'BRIEN
Telephone +61 2 8297 7200
Facsimile +61 2 8297 7299
www.bvn.com.au

INTELLECTUAL PROPERTY
COPYRIGHT BVN ARCHITECTURE PTY LIMITED. UNLESS OTHERWISE AGREED IN WRITING ALL RIGHTS TO THIS DOCUMENT ARE SUBJECT TO PAYMENT IN FULL OF ALL BVN CHARGES.THIS DOCUMENT MAY ONLY BE USED FOR THE EXPRESS PURPOSE AND PROJECT FOR WHICH IT HAS BEEN CREATED AND DELIVERED, AS NOTIFIED IN WRITING BY BVN AND THIS DOCUMENT MAY NOT BE OTHERWISE USED, OR COPIED. ANY UNAUTHORISED USE OF THIS DOCUMENT IS AT THE USER'S SOLE RISK AND WITHOUT LIMITING BVN'S RIGHTS THE USER RELEASES AND INDEMNIFIES BVN FROM AND AGAINST ALL LOSS SO ARISING.

NOTE
CONTRACTOR TO CHECK AND VERIFY ALL DIMENSIONS ON SITE PRIOR TO COMMENCEMENT OF WORK OR PREPARATION OF SHOP DRAWINGS. DO NOT SCALE THIS DRAWING

ISSUE	DATE	FOR	CHKD
01	2/12/22	FOR INFORMATION	
02	21/12/22	STAGE 2 DA DRAFT 01	
03	20/01/23	FOR INFORMATION	
04	01/02/23	STAGE 2 DA SUBMISSION	
05	03/11/23	STAGE 2 DA AMENDED SUBMISSION	
06	21/02/24	STAGE 2 DA AMENDED 2 SUBMISSION	

LEGEND

SITE BOUNDARY
TOTAL AREA: 12,125M^2

DENOTES BOUNDARY OF THE FUTURE ACQUISITION FROM COUNCIL LAND (256 M^2). FINAL EXTENT OF BOUNDARY ALONG JONES STREET IS YET TO BE DETERMINED & FINALISED. TOTAL AREA: 12,381 M^2)

OUTLINE OF SUBMITTED STAGE 1 DA MOD MASSING

06-G16

KEY PLAN

PLANNER
GYDE CONSULTING
(02) 9068 7500
STRUCTURE
EI AUSTRALIA
(02) 9516 0722
SERVICES
IGS ENGINEERING
(02) 8488 4600
LANDSCAPE
OCULUS
(02) 9557 5533

CLIENT
LANDREAM
CLIENT NUMBER
PROJECT MANAGER
ARGENTUM GROUP
(02) 9037 0877

PROJECT
WATTLE STREET
14-26 WATTLE STREET, PYRMONT
BVN PROJECT NUMBER
2109023

GRAPHIC SCALE
0 2000 5000
SCALE
As indicated@A0
DO NOT SCALE
STATUS

DRAWING
SECTIONS
DRAWING NUMBER
AR-DA-A 10D-XX-02
ISSUE
06

C:\Users\cbadenko\REVIT_LOCAL\2022\AR_2109023_WSU_SHEETS_connor_badenko.rvt 21/02/2024 3:35:43 PM

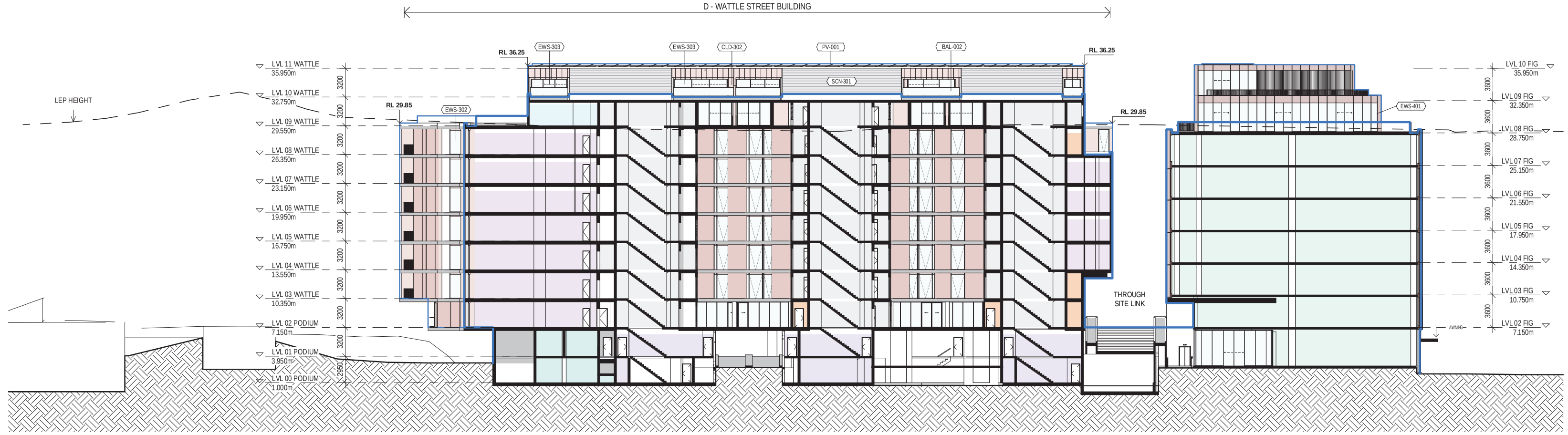

1 NORTH / SOUTH WATTLE STREET BUILDING LOOKING EAST
SCALE: 1 : 200

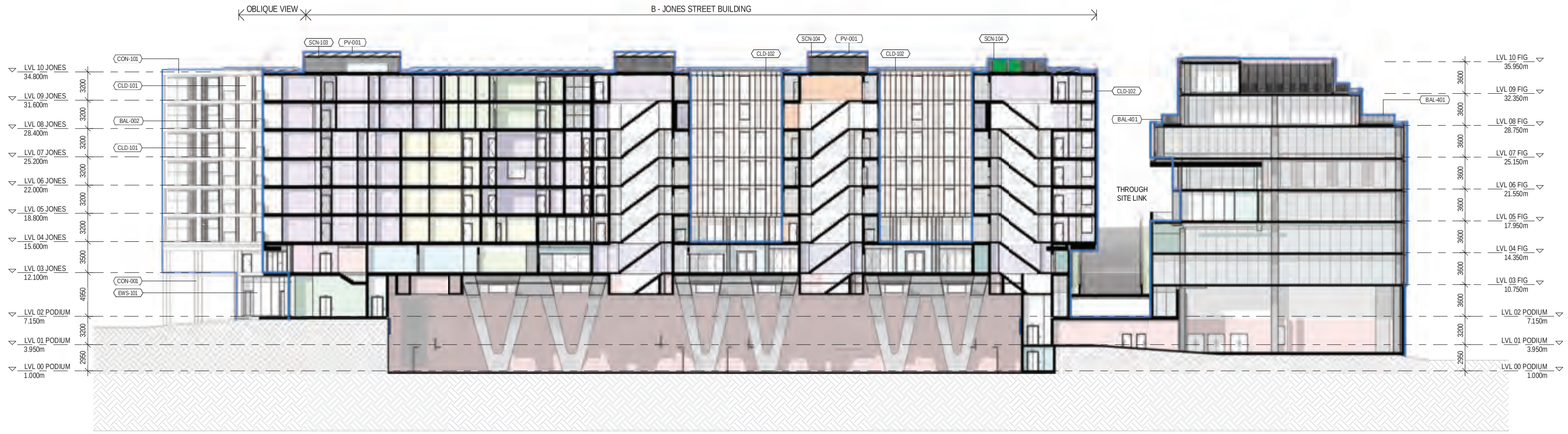

2 NORTH / SOUTH SECTION 01 LOOKING EAST
SCALE: 1 : 200

259

CODE	DESCRIPTION	LOCATION
CONCRETE		
• CON-001	Off form concrete	All buildings
• CON-101	Off form concrete- Coloured sealer (Sand)	B- Jones Street building
• CON-301	Off form concrete- Coloured sealer (Pink)	D- Wattle Street building
BALUSTRADES		
• BAL-001	Steel palisade balustrade (Charcoal)	Jones Street Fences and Landscape Courtyard Fences
• BAL-002	Frameless glass balustrade	All buildings
• BAL-101	Steel palisade balustrade (Dark Sand)	B- Jones Street building (Residential North Side)
• BAL-102	Steel palisade balustrade (Bronze)	B- Jones Street building (Residential South Side)
• BAL-201	Steel palisade balustrade (Basalt)	C- Courtyard building
• BAL-301	Steel palisade balustrade (Pink)	D - Wattle Street building
• BAL-401	Steel palisade balustrade (Red)	E- Fig Street building
MASONRY		
• BRK-101	Brickwork	B- Jones Street building
• BRK-201	Brickwork	C- Courtyard building
CLADDING		
• CLD-101	Powdercoated aluminium cladding (Custom Matte - Sand)	B- Jones Street building (Residential North Side)
• CLD-102	Powdercoated aluminium cladding (Custom Metallic Orange)	B- Jones Street building (Residential South Side)
• CLD-103	Powdercoated aluminium cladding (Monument)	B- Jones Street building (Plenum)
• CLD-201	Standing seam metal cladding (Basalt)	C- Courtyard building (Side window extrusion)
• CLD-301	Powdercoated aluminium cladding (Custom Matte - Pink)	D- Wattle Street building
• CLD-302	Powdercoated aluminium cladding (Custom Metallic - Pink)	D- Wattle Street building (Top 2 levels)
• CLD-401	Powdercoated aluminium cladding (Custom Metallic - Red)	E- Fig Street building (awning)
WALL SYSTEMS		
• EWS-001	Shopfront glazing Frame: Steel plate surround to retail glazing Glazing: Clear vision Type: Fix, Glazed louvres and frameless sliding doors Off form concrete plinth (CON-001)	A- Retail Pavilion + Pods
• EWS-101	Front Glazed DGU Frame: Aluminium Glazing: Clear vision DGU Type: Fix, Frameless Sliding Doors Spandrel: Colorback glass Louvres: Powdercoated aluminium	B - Jones Street building Recreation Centre
• EWS-102	Shopfront glazing Frame: Aluminium Glazing: Clear Vision Type: Sliding glass doors Spandrel: Colourback glass Stainless steel non-climbable mesh (SCN-102)	B - Jones Street Building Childcare Facility (Facing Courtyard)
• EWS-103	Shopfront glazing Frame: Aluminium Glazing: Clear vision DGU Type: Fix and Awning Spandrel: Aluminium	B - Jones Street Building Childcare Facility (Facing East)
• EWS-104	Apartment / Wintergarden external facade Frame: Aluminium Glazing: Clear vision Type: Fix, Slider, Awning, Louvres	B - Jones Street Building (Residential North)
• EWS-105	Apartment / Wintergarden external facade Frame: Aluminium Glazing: Clear vision Type: Fix, Slider, Awning, Louvres	B- Jones Street Building (Residential South)
• EWS-202	Apartment / Wintergarden external facade Frame: Aluminium Glazing: Clear vision Type: Fix, Slider, Awning	C - Courtyard building (Residential)
• EWS-301	Full height shopfront glazing Frame: Aluminium plate to retail glazing window Glazing: Clear vision Type: Fix, Slider Louvres: Recessed	D - Wattle Street building Retail frontage
• EWS-302	Apartment / Wintergarden external facade Frame: Aluminium Glazing: Clear vision Type: Fix, Slider, Awning, Louvres	D - Wattle Street building (Residential Levels below 8)
• EWS-303	Apartment / Wintergarden external facade Frame: Aluminium Glazing: Clear vision Type: Fix, Slider, Awning, Louvres	D - Wattle Street building (Residential Levels 8 and 9)
• EWS-401	Unitised curtain wall system Frame: Aluminium Glazing: Clear vision DGU Type: Fix, Slider, Awning Spandrel and cladding: Powdercoated aluminium solid Sun Shading: Single extrusion alum. horizontal and vertical	E - Fig Street Building
• EWS-402	Full height shopfront glazing Frame: Aluminium Glazing: Clear vision, Front glazed Type: Guillotine sliding windows to retail facade	E - Fig Street Building (Facing Jones Street)
• EWS-403	Shopfront glazing Frame: Aluminium Glazing: Clear vision Type: Fix Glass Spandrel: Colourback glass	E - Fig Street Building (Facing Sandstone wall)
SCREENING		
• SCN-101	Aluminium screening to window (Dark Sand)	B- Jones Street building (North Side)
• SCN-102	Mesh balustrade screening	B - Childcare Facility
• SCN-103	Aluminium screening to rooftop plant (Dark Sand)	B- Jones Street building (North Side)
• SCN-104	Aluminium screening to rooftop plant (Bronze)	B- Jones Street building (South Side)
• SCN-105	Horizontal aluminium screening to window (Monument)	B- Jones Street building (North Side)
• SCN-106	Aluminium screening to window (Orange)	B- Jones Street building (South Side)
• SCN-107	Retractable Aluminium screening to window (Bronze)	B- Jones Street building (South Side)
• SCN-108	Sliding Aluminium screening to balcony (Bronze)	B- Jones Street building (West Side)
• SCN-201	Mesh balustrade screening	C- Courtyard building
• SCN-202	Sliding Aluminium screening to balcony (Basalt)	C- Courtyard building (North Side)
• SCN-301	Anodised aluminium screening (Metallic Pink)	D- Wattle Street building (Sloped rooftop plant)
• SCN-302	Vertical anodised aluminium screening	D- Wattle Street building (Ground floor plant areas)
• SCN-303	Aluminium screening to window (Matte Pink)	D- Wattle Street building
• SCN-304	Sliding Aluminium screening to balcony (Matte Pink)	D- Wattle Street building (East Side)
• SCN-401	Vertical anodised aluminium screening	E- Fig Street building (Ground floor plant areas)
• SCN-402	Roller Shutter	E- Fig Street building (Loading dock)
• SCN-403	Aluminium screening to rooftop plant (Red)	E- Fig Street building
EQUIPMENT		
• PV-001	Photovoltaic array	All buildings

BVN

ARCHITECTS REGISTRATION BOARD / NOMINATED ARCHITECTS
NSW
9356 NINOTSCHKA TITCHKOSKY
4937 JAMES GROSE
7115 JULIAN ASHTON
7053 MATTHEW BLAIR
7151 PHILLIP ROSSINGTON
7439 PETER TITMUSS
10447 ALISON BOUNDS
10705 CATHERINE SKINNER
QLD
5527 NEIL LOGAN
2709 BRIAN DONOVAN
1595 MARK GRIMMER
5528 DAVID KELLY
3866 KEVIN O'BRIEN
Telephone +61 2 8297 7200
Facsimile +61 2 8297 7299
www.bvn.com.au

INTELLECTUAL PROPERTY
COPYRIGHT BVN ARCHITECTURE PTY LIMITED. UNLESS OTHERWISE AGREED IN WRITING ALL RIGHTS TO THIS DOCUMENT ARE SUBJECT TO PAYMENT IN FULL OF ALL BVN CHARGES.THIS DOCUMENT MAY ONLY BE USED FOR THE EXPRESS PURPOSE AND PROJECT FOR WHICH IT HAS BEEN CREATED AND DELIVERED, AS NOTIFIED IN WRITING BY BVN AND THIS DOCUMENT MAY NOT BE OTHERWISE USED, OR COPIED. ANY UNAUTHORISED USE OF THIS DOCUMENT IS AT THE USER'S SOLE RISK AND WITHOUT LIMITING BVN'S RIGHTS THE USER RELEASES AND INDEMNIFIES BVN FROM AND AGAINST ALL LOSS SO ARISING.

NOTE
CONTRACTOR TO CHECK AND VERIFY ALL DIMENSIONS ON SITE PRIOR TO COMMENCEMENT OF WORK OR PREPARATION OF SHOP DRAWINGS. DO NOT SCALE THIS DRAWING

ISSUE	DATE	FOR	CHKD
01	2/12/22	FOR INFORMATION	
02	21/12/22	STAGE 2 DA DRAFT 01	
03	20/01/23	FOR INFORMATION	
04	01/02/23	STAGE 2 DA SUBMISSION	
05	06/02/23	STAGE 2 DA SUBMISSION	
06	03/11/23	STAGE 2 DA AMENDED SUBMISSION	
07	21/02/24	STAGE 2 DA AMENDED 2 SUBMISSION	

LEGEND

SITE BOUNDARY
TOTAL AREA: 12,125M²

DENOTES BOUNDARY OF THE FUTURE ACQUISITION FROM COUNCIL LAND (256 M²). FINAL EXTENT OF BOUNDARY ALONG JONES STREET IS YET TO BE DETERMINED & FINALISED. TOTAL AREA: 12,381 M²)

OUTLINE OF SUBMITTED STAGE 1 DA MOD MASSING

07-G16

C:\Users\cbadenko\REVIT_LOCAL\2022\AR_2109023_WSU_SHEETS_connor_badenko.rvt 21/02/2024 12:53:51 PM

KEY PLAN

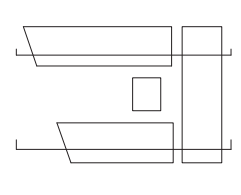

PLANNER
GYDE CONSULTING
(02) 9068 7500
STRUCTURE
EI AUSTRALIA
(02) 9516 0722
SERVICES
IGS ENGINEERING
(02) 8488 4600
LANDSCAPE
OCULUS
(02) 9557 5533

CLIENT
LANDREAM
CLIENT NUMBER
PROJECT MANAGER
ARGENTUM GROUP
(02) 9037 0877

PROJECT
WATTLE STREET
14-26 WATTLE STREET, PYRMONT
BVN PROJECT NUMBER
2109023

GRAPHIC SCALE
0 2000 5000
SCALE
As indicated@A0 DO NOT SCALE
STATUS

DRAWING
SECTIONS
DRAWING NUMBER
AR-DA-A 10D-XX-03
ISSUE
07

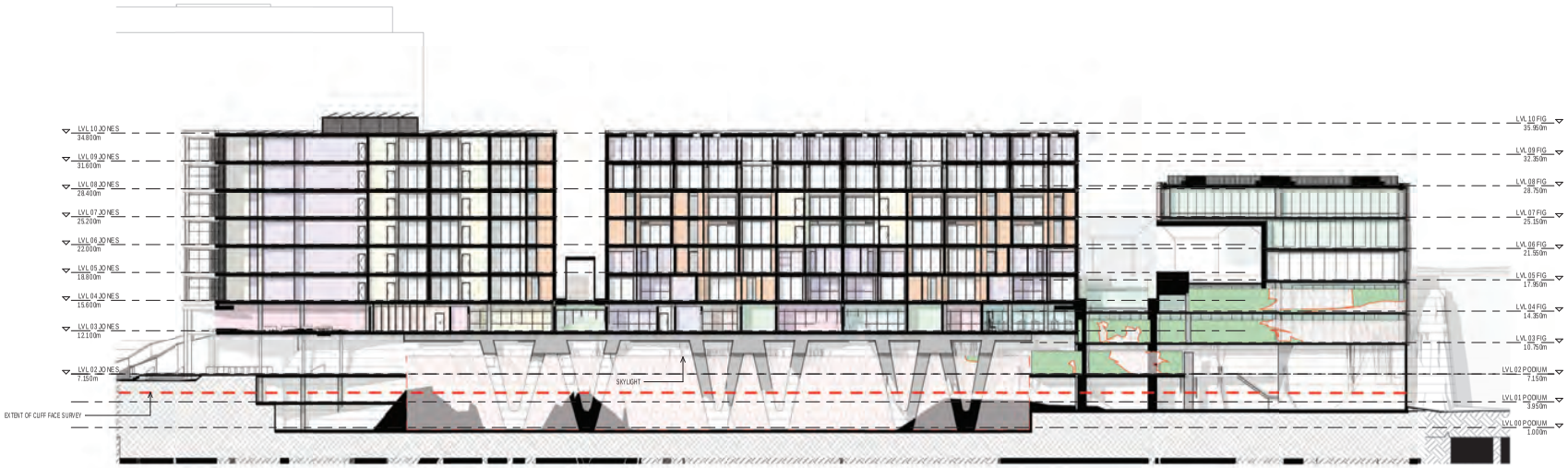

1 CLIFF FACE - NORTH / SOUTH SECTION 01 LOOKING EAST
SCALE 1 : 200

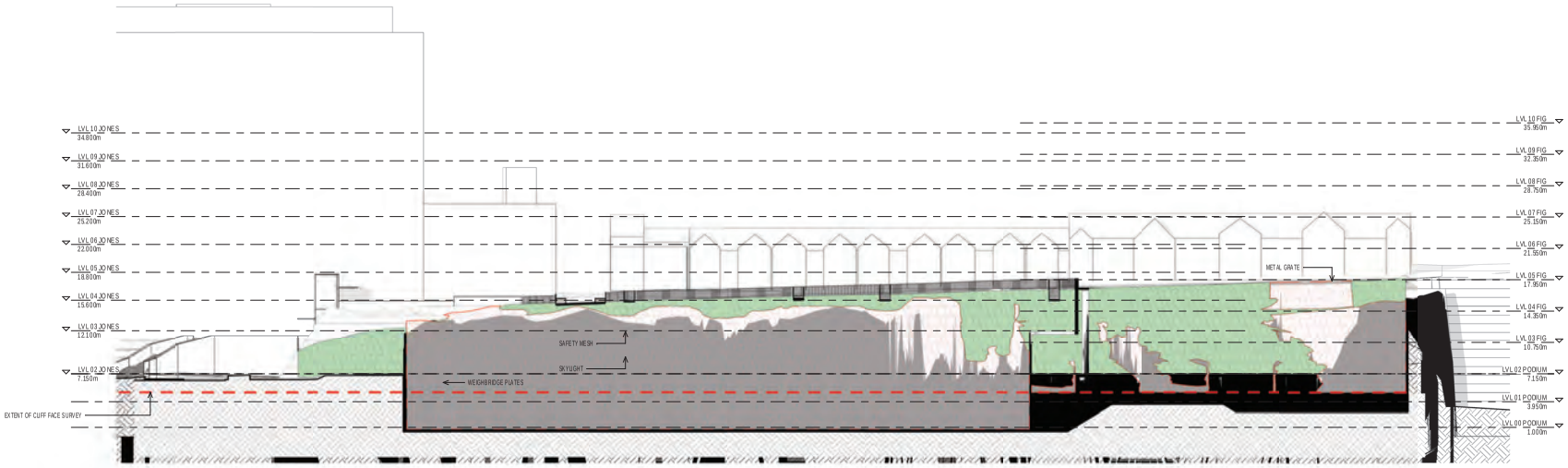

2 CLIFF FACE - NORTH / SOUTH SECTION 02 LOOKING EAST
SCALE 1 : 200

BVN

ARCHITECTS REGISTRATION BOARD NOMINATED ARCHITECTS
NSW
KEN RAMSTEDT 4700 (SMO)
PETER HUNT 4716
TIM ALLAN 5165(SA)
FRED DE PAUR 6148
ROBERT MCGAUGHEY 7001 (VIC)
PETER FITZPATRICK 7116
(ACT ELIZA DUNG NGO
Level 8 , 116 Miller Street
North Sydney NSW 2060
Telephone +61 2 9287 7200
Facsimile +61 2 9287 7299
www.bvn.com.au

INTELLECTUAL PROPERTY
COPYRIGHT BVN & ARCHITECTS NSW PTY LIMITED. UNLESS OTHERWISE AGREED IN WRITING ALL RIGHTS TITLE AND OWNERSHIP IN THIS DRAWING AND ITS SUBJECT TO PATENTS IN FULL OTHER DESIGNS AND INFORMATION REMAIN THE PROPERTY OF BVN & ARCHITECTS NSW PTY LIMITED. THIS DESIGN IS PROTECTED UNDER AUSTRALIAN DESIGN LAW. NO PART OF THIS DRAWING MAY BE REPRODUCED OR TRANSMITTED IN ANY FORM OR BY ANY MEANS WITHOUT PRIOR WRITTEN PERMISSION OF BVN & ARCHITECTS NSW PTY LIMITED. THE DESIGN MAY BE SUBJECT TO PATENTS, DESIGN RIGHTS AND OTHER INTELLECTUAL PROPERTY RIGHTS. THE USER IS LICENSED AND INDEMNIFIED BY BVN FROM ANY LIABILITY ARISING FROM THE USE OF THIS DRAWING.

NOTE
BVN TRADITIONS CHECK AND VERIFY ALL DIMENSIONS & SITE PRIOR TO COMMENCEMENT OF WORK AND BEFORE PREPARING FOR SHOP DRAWINGS. DO NOT SCALE THIS DRAWING

ISSUE	DATE	FOR	CHKD
01	21/06/23	FOR INFORMATION	
02	01/11/23	STAGE 1 DA AMENDED SUBMISSION	

SITE BOUNDARY
TOTAL AREA : 12,321 M 2

DENOTES BOUNDARY OF THE FUTURE ACQUISITION FROM COUNCIL LAND (28 M2). FINAL EXTENT OF BOUNDARY ALONG JONES STREET IS YET TO BE DETERMINED & FINALISED. TOTAL AREA : 12,321 M 2

LEGEND

EXPOSED CLIFF FACE

EXTENT OF CLIFF FACE EXCAVATION

NOTE:
EXTENT OF CLIFF FACE SHOWN ON DRAWING ESTIMATED ONLY AND WILL NEED TO BE VERIFIED/FULLY SURVEYED ON SITE.

C:\Users\mcarter\AppData\Local\Temp\acpublish_16320\Revit 2018\BVN_JONES_MIXED_USE_CENTRAL_REVIT_LOCAL_0002.rvt 8/11/2023 12:41:11 PM

KEY PLAN

PLANNER
GYDE CONSULTING
(02) 9362 3000

STRUCTURE
EI AUSTRALIA
(02) 9516 0722

SERVICES
IGS ENGINEERING
(02) 9488 4600

LANDSCAPE
OCULUS
(02) 9557 5533

CLIENT
LANDREAM

CLIENT NUMBER

PROJECT MANAGER
ARGENTUM GROUP
(02) 9037 0877

PROJECT
WATTLE STREET
14-26 WATTLE STREET, PYRMONT

BVN PROJECT NUMBER
21.090.023

TRUE NORTH
PROJECT NORTH
GRAPHIC SCALE
0 25 50 100

SCALE
1 : 200@A1 DO NOT SCALE

STATUS

DRAWING
SECTIONS - CLIFF FACE - SHEET 1

DRAWING NUMBER
AR-DA-A 10D-XX-10

ISSUE
02

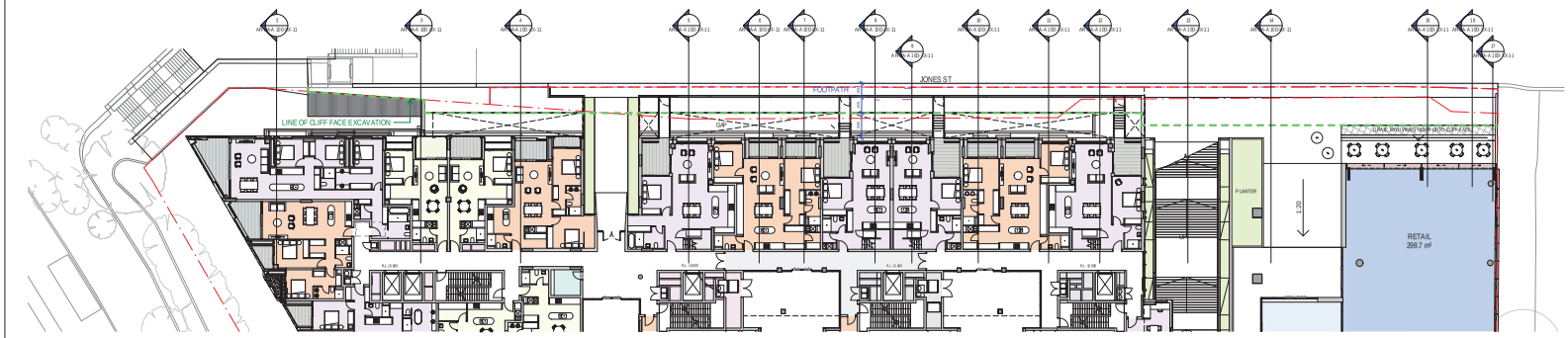

1 KEY PLAN - SECTIONS THROUGH CLIFF FACE - LEVEL 04

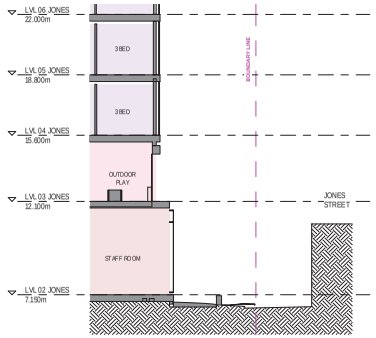

2 SECTION THROUGH CLIFF FACE

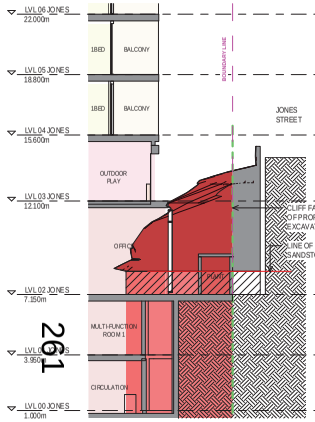

3 SECTION THROUGH CLIFF FACE

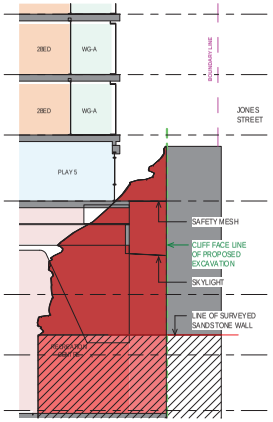

4 SECTION THROUGH CLIFF FACE

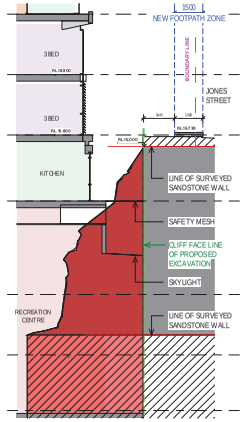

5 SECTION THROUGH CLIFF FACE

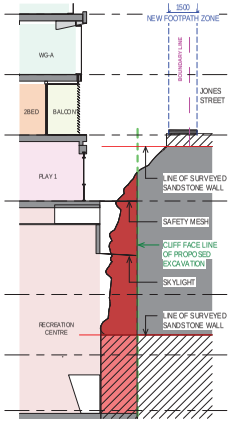

6 SECTION THROUGH CLIFF FACE

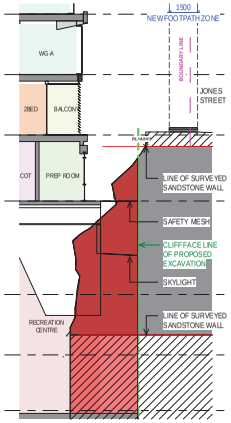

7 SECTION THROUGH CLIFF FACE

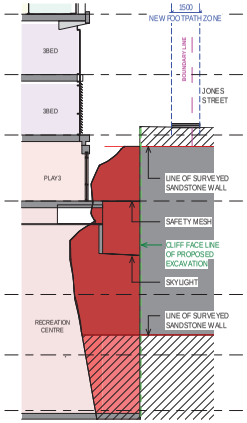

8 SECTION THROUGH CLIFF FACE

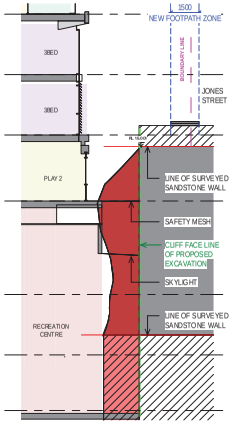

9 SECTION THROUGH CLIFF FACE

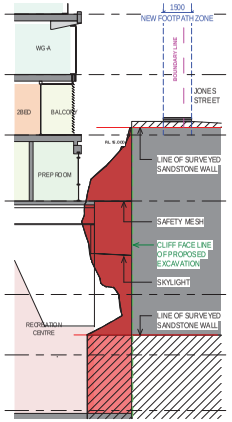

10 SECTION THROUGH CLIFF FACE

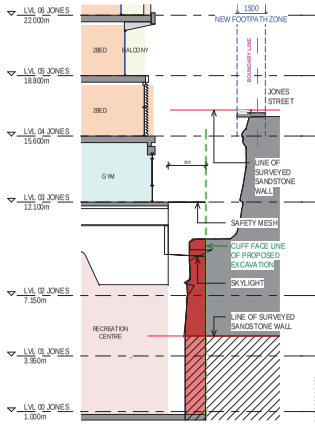

11 SECTION THROUGH CLIFF FACE

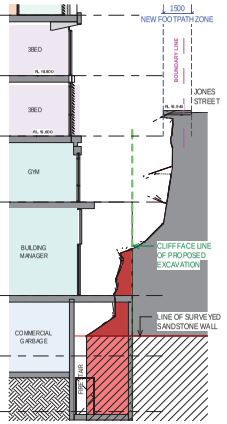

12 SECTION THROUGH CLIFF FACE

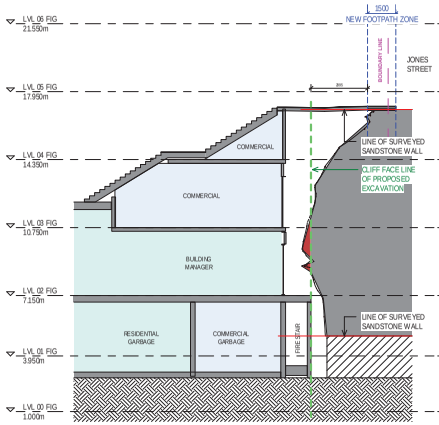

13 SECTION THROUGH CLIFF FACE

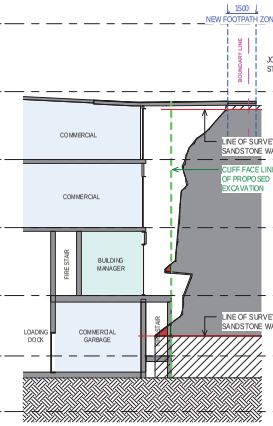

14 SECTION THROUGH CLIFF FACE

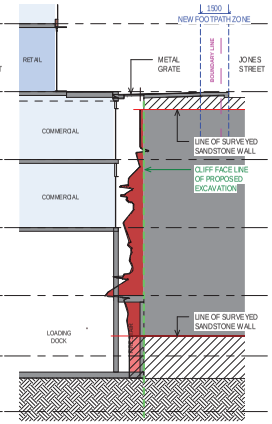

15 SECTION THROUGH CLIFF FACE

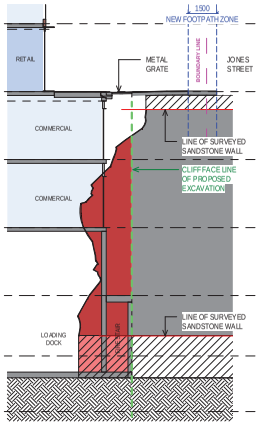

16 SECTION THROUGH CLIFF FACE

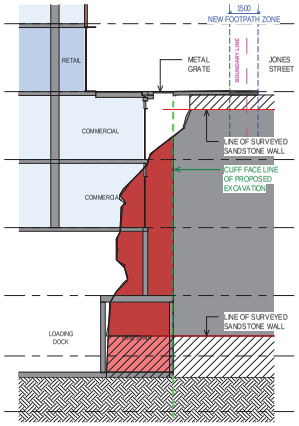

17 SECTION THROUGH CLIFF FACE

C:\Users\mcaza\Desktop\RVT_LOC A 19\21\AR_2 3\0\0\23_MIXU_PODIUM_MeshMap_Obj.exe.rvt 8/21/2023 3:08:54 PM

BVN

ARCHITECTS REGISTRATION BD-4\0D I
NOMINATED ARCHITECTS

NSW
KEN NINOTS DIPA TYTOM DIPT
REG NO 5 1 7 1
TEL 4 1 8 1 1 0 7 2
FAX 0 4 7 7 8 1 2 1 1 8
REG NO 5 1 7 1 0 7 2 1 1 8
FAX PETER TYTOM DIL
1 9 4 7 0 0 2 5 9 0 0 5
REG NO 5 1 7 1 0 7 2 1 1 8
Telephone +61 2 9 2 8 7 7 0 0
Facsimile +6 1 2 8 2 8 7 7 8 9
www.bvn.com.au

QLD
ROLF TO ELLIS AN
REG NO 1 0 1 1 1 1 1 1 1 1 1 1 1 1
CORNARN ADRIAN
5 1 2 0 0 4 0 0 0 1 1 1
0 4 0 0 0 0 0 0 0 0 0 0 0 0

INTELLECTUAL PROPERTY
COPYRIGHT BVN ARCHITECTS (NSW) PTY LIMITED. UNLESS OTHERWISE AGREED IN WRITING ALL RIGHTS TO THIS DOCUMENT ARE EXCLUSIVELY TO THE PROPERTY IN TELLECTUAL RIGHTS OF BVN. E AMBIGUITIES THIS DOC ONE NT MAY ONLY BE USED FOR THE PURPOSE FOR WHICH IT WAS PROVIDED BY BVN. NO ORIGINAL WAS BEEN CREATED = NO RELIANCE ON A CERTIFICATE IN ANY FAVOUR BVN AN D THIS DOCUMENT MAY NOT BE FURNISHED TO ANY THIRD PARTY WITHOUT THE PRIOR WRITTEN CONSENT OF BVN. BVN ACCEPTS NO LIABILITY WHATSOEVER TO ANY THIRD PARTY IN RESPECT OF ANY USE OF THIS DOCUMENT WITHOUT THE WRITTEN CONSENT OF BVN. BVN AND ANY PRODUCT LIAT INCLUDES & RIGHTS THE USER IS CLAIMED AND INDEMNIFIED BVN FROM AND AGAINST ALL LOSS SO FAR ON S.

NOTE
DON TRACTOR TO CHECK AND VERIFY ALL DIMENSIONS ON SITE PRIOR TO COMMENCEMENT OF WORK OR FABRICATION OF ON SITE MAKING S. DO NOT SCALE THIS DRAWING.

ISSUE	DATE	FOR	CHKD
01	3.01.23	STAGE 2 DA AMENDED SUBMISSION	

SITE BOUNDARY
TOTAL AREA: 12,115M2

DENOTES BOUNDARY OF THE FUTURE ACQUISITION FROM COUNCIL (LANE) (3,61M2). FINAL EXTENT OF BOUNDARY ALONG JONES STREET IS YET TO BE DETERMINED & FINALISED. TOTAL AREA: 11,261M2

LEGEND

EXTENT OF CLIFF FACE EXCAVATION

NOTE:
EXTENT OF CLIFF FACE SHOWN ON DRAWINGS ESTIMATED ONLY AND WILL NEED TO BE VERIFIED/FULLY SURVEYED ON SITE

KEY PLAN

PLANNER
GYDE CONSULTING
(02) 9068 7500

STRUCTURE
EI AUSTRALIA
(02) 9516 0722

SERVICES
IGS ENGINEERING
(02) 8488 4600

LANDSCAPE
OCULUS
(02) 9957 5533

CLIENT
LANDCEAM

CLIENT NUMBER

PROJECT MANAGER
ARGENTUM GROUP
(02) 9037 0977

PROJECT
WATTLE STREET
14-26 WATTLE STREET, PYRMONT
BVN PROJECT NUMBER
21.09023

TRUE NORTH
PROJECT NORTH
GRAPHIC SCALE
0 2000 5000
SCALE
As indicated @ A1
DO NOT SCALE
STATUS

DRAWING
SECTIONS - CLIFF FACE - SHEET 2
DRAWING NUMBER
AR-DA-A 10D-XX-11
ISSUE
01

DDA			
Building Name	Apartment Number	Occupancy	DDA / LIVABLE
B-JONES	B3.06.03	1BED	DDA
B-JONES	B3.06.04	1BED	DDA
B-JONES	B3.07.03	1BED	DDA
B-JONES	B3.07.04	1BED	DDA
D-WATTLE	D2.04.03	1BED	DDA
D-WATTLE	D2.04.04	1BED	DDA
D-WATTLE	D2.03.03	1BED	DDA
D-WATTLE	D2.03.04	1BED	DDA
D-WATTLE	D2.05.03	1BED	DDA
D-WATTLE	D2.05.04	1BED	DDA
D-WATTLE	D2.06.03	1BED	DDA
D-WATTLE	D2.06.04	1BED	DDA
D-WATTLE	D2.07.03	1BED	DDA
D-WATTLE	D2.07.04	1BED	DDA
D-WATTLE	D2.08.03	1BED	DDA
D-WATTLE	D2.08.04	1BED	DDA
1BED: 16			
B-JONES	B3.06.02	2BED	DDA
B-JONES	B3.06.05	2BED	DDA
B-JONES	B3.07.05	2BED	DDA
B-JONES	B3.07.02	2BED	DDA
D-WATTLE	D2.04.05	2BED	DDA
D-WATTLE	D2.04.02	2BED	DDA
D-WATTLE	D2.03.05	2BED	DDA
D-WATTLE	D2.03.02	2BED	DDA
D-WATTLE	D2.05.05	2BED	DDA
D-WATTLE	D2.05.02	2BED	DDA
D-WATTLE	D2.06.05	2BED	DDA
D-WATTLE	D2.06.02	2BED	DDA
D-WATTLE	D2.07.05	2BED	DDA
D-WATTLE	D2.07.02	2BED	DDA
2BED: 14			
B-JONES	B1.04.03	3BED	DDA
B-JONES	B1.05.03	3BED	DDA
B-JONES	B1.09.03	3BED	DDA
B-JONES	B1.08.03	3BED	DDA
B-JONES	B1.07.03	3BED	DDA
B-JONES	B1.06.03	3BED	DDA
3BED: 6			
Grand total: 36			

LIVABLE			
Building Name	Apartment Number	Occupancy	DDA / LIVABLE
C-COURTYARD	C1.06.04	2BED	LIVABLE
C-COURTYARD	C1.07.03	2BED	LIVABLE
C-COURTYARD	C1.08.02	2BED	LIVABLE
C-COURTYARD	C1.05.04	2BED	LIVABLE
C-COURTYARD	C1.04.04	2BED	LIVABLE
C-COURTYARD	C1.03.04	2BED	LIVABLE
C-COURTYARD	C1.10.02	2BED	LIVABLE
C-COURTYARD	C1.02.04	2BED	LIVABLE
C-COURTYARD	C1.11.02	2BED	LIVABLE
C-COURTYARD	C1.09.02	2BED	LIVABLE
D-WATTLE	D2.08.05	2BED	LIVABLE
D-WATTLE	D2.08.02	2BED	LIVABLE
Grand total: 12			

NOT FOR CONSTRUCTION

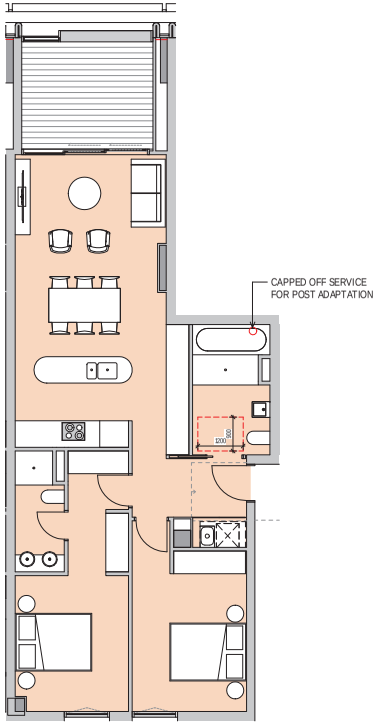

1 2 Bed DDA Pre Adaptation
SCALE: 1 : 50

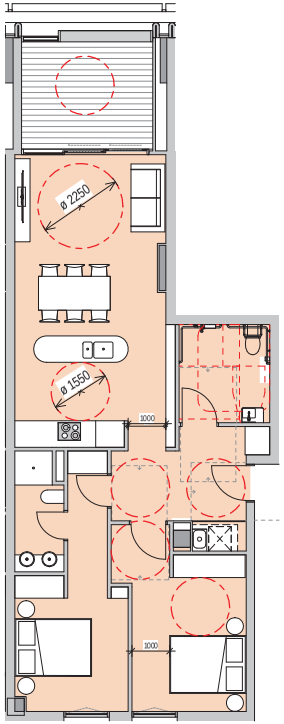

2 2 Bed DDA Post Adaptation
SCALE: 1 : 50

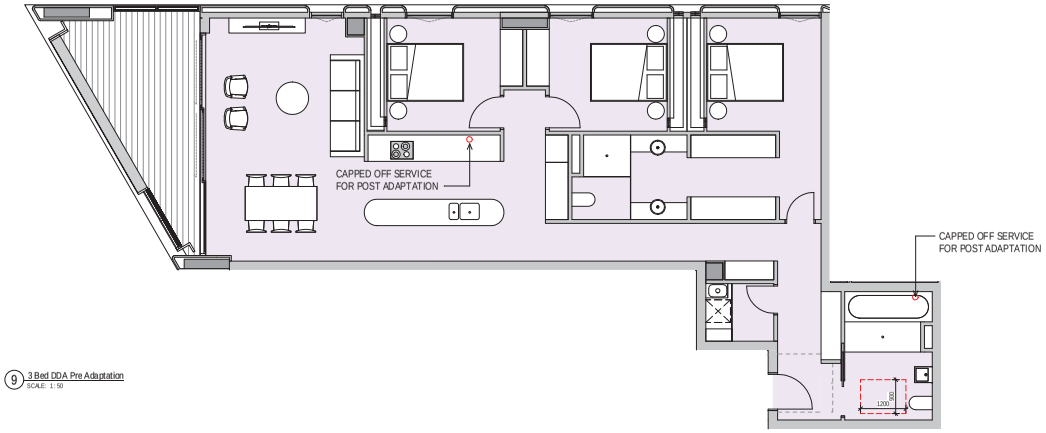

9 3 Bed DDA Pre Adaptation
SCALE: 1 : 50

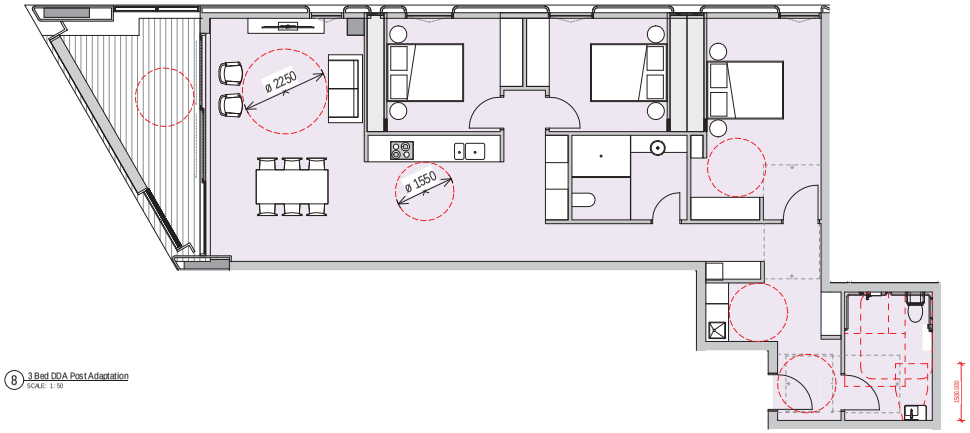

8 3 Bed DDA Post Adaptation
SCALE: 1 : 50

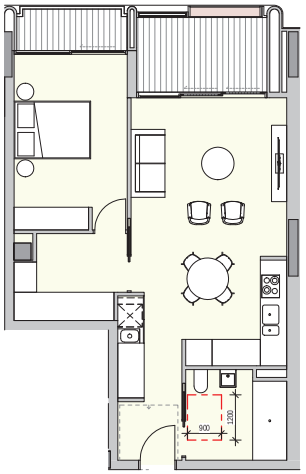

3 1 Bed DDA Pre Adaptation
SCALE: 1 : 50

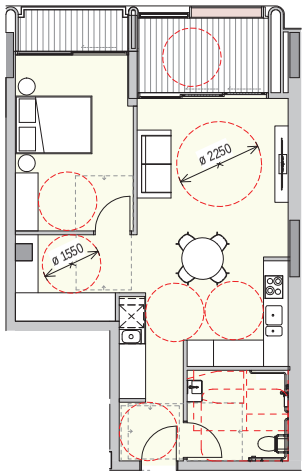

4 1 Bed DDA Post Adaptation
SCALE: 1 : 50

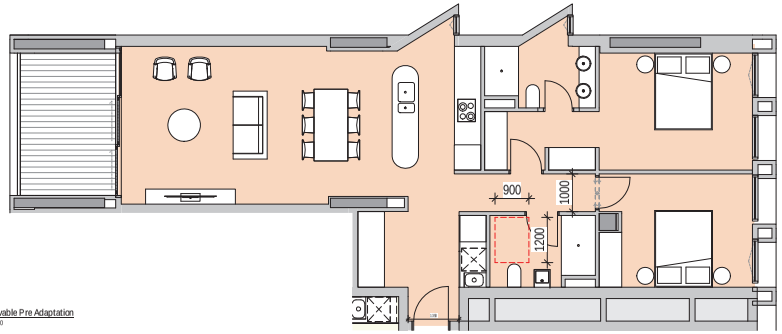

7 2 Bed Livable Pre Adaptation
SCALE: 1 : 50

BVN

ARCHITECTS REGISTRATION BD 4/0D / NOMINATED ARCHITECTS

NSW
KEN NINOTS (NAA TITTON DWYER) 5911
TILL ALAN (WATSON) 6321
CRAIG MATTHEW BLAIR 7824
TIM FOX (BLAIR) 7824
PETER FYFIN 7824
LINCY GOU 7824
ANDREW MCNAMARA 7824
Telephone +61 2 9287 7200
Facsimile +61 2 9287 7299
www.bvn.com.au

QLD
ELLIS 1409
CHRISTOPHER BRAIN 5020
GERHARD KARNAUER 5020
KELLY 5020
DEREK EVAN O'BRIEN 5020

INTELLECTUAL PROPERTY
COPYRIGHT BVN & ARCHITECTS NB PTY LIMITED. UNLESS OTHERWISE AGREED IN WRITING ALL RIGHTS TO THIS DOCUMENT ARE EXCLUSIVE TO PROPERTY IN FULL FORM & WHICH ARE LISTED THIS DOC AND NOT ANY ONLY PART THEREOF. THIS DOCUMENT MAY NOT BE REPRODUCED OR USED IN ANY WAY WITHOUT WRITTEN PERMISSION. CREATED + NB BELOW ONE & CERTIFIED IN WRITING BY BVN AN ETHICS BEING MEN TRADE NOT BE LITIGATION WHICH LIES, OR ZO FIXED BY BVN AND ARE ACCEPTED BY THE USER IN ACCORDANCE WITH BVN'S TERMS AND WITHOUT LIMITATION BVN'S RIGHTS THE USER IS CLEARED AND INDEMNIFIED BVN FROM ANY AGAINST ALL LOSS SO AN OBLIS

NOTE
CON TRACTOR TO CHECK & VERIFY ALL DIMENSIONS ON SITE PRIOR TO COMMENCEMENT OF WORK OR FABRICATION OF SHOPS DRAWINGS. DO NOT SCALE THIS DRAWING

ISSUE	DATE	FOR	CHKD
01	2.03.22	STAGE 2 DA DRAFT 01	
02	2.08.22	FOR INFORMATION	
03	6.10.23	STAGE 2 DA SUBMISSION	

LEGEND

SITE BOUNDARY
TOTAL AREA: 12,125M²

DENOTES BOUNDARY OF THE FUTURE ACQUISITION FROM COUNCILL LAND (256 M²). FINAL EXTENT OF BOUNDARY ALONG JONES STREET IS YET TO BE DETERMINED & FINALISED. TOTAL AREA: 12,381 M²

C:\Users\admin\Desktop\REVIT_LOCAL\D2.01.01_P_2.0\D2.3_MISU_SHEETS_centre_bayleen.rvt 2022-02-23 7:31:11 PM

KEY PLAN

PLANNER	GYDE CONSULTING (02) 9068 7500
STRUCTURE	EI AUSTRALIA (02) 9516 0722
SERVICES	IGS ENGINEERING (02) 8488 4600
LANDSCAPE	OCULUS (02) 9957 5533
CLIENT	LANDREAM
CLIENT NUMBER	
PROJECT MANAGER	ARGENTUM GROUP (02) 9037 0977
PROJECT	WATTLE STREET 14-26 WATTLE STREET, PYRMONT
BVN PROJECT NUMBER	21.09.023
TRUE NORTH / PROJECT NORTH	
GRAPHIC SCALE	0 4000 10000
SCALE	1 : 50 @A0 DO NOT SCALE
STATUS	
DRAWING	COMPLIANCE - DDA AND LIVABLE UNITS
DRAWING NUMBER	AR-DA-A 19T-XX-30
ISSUE	03

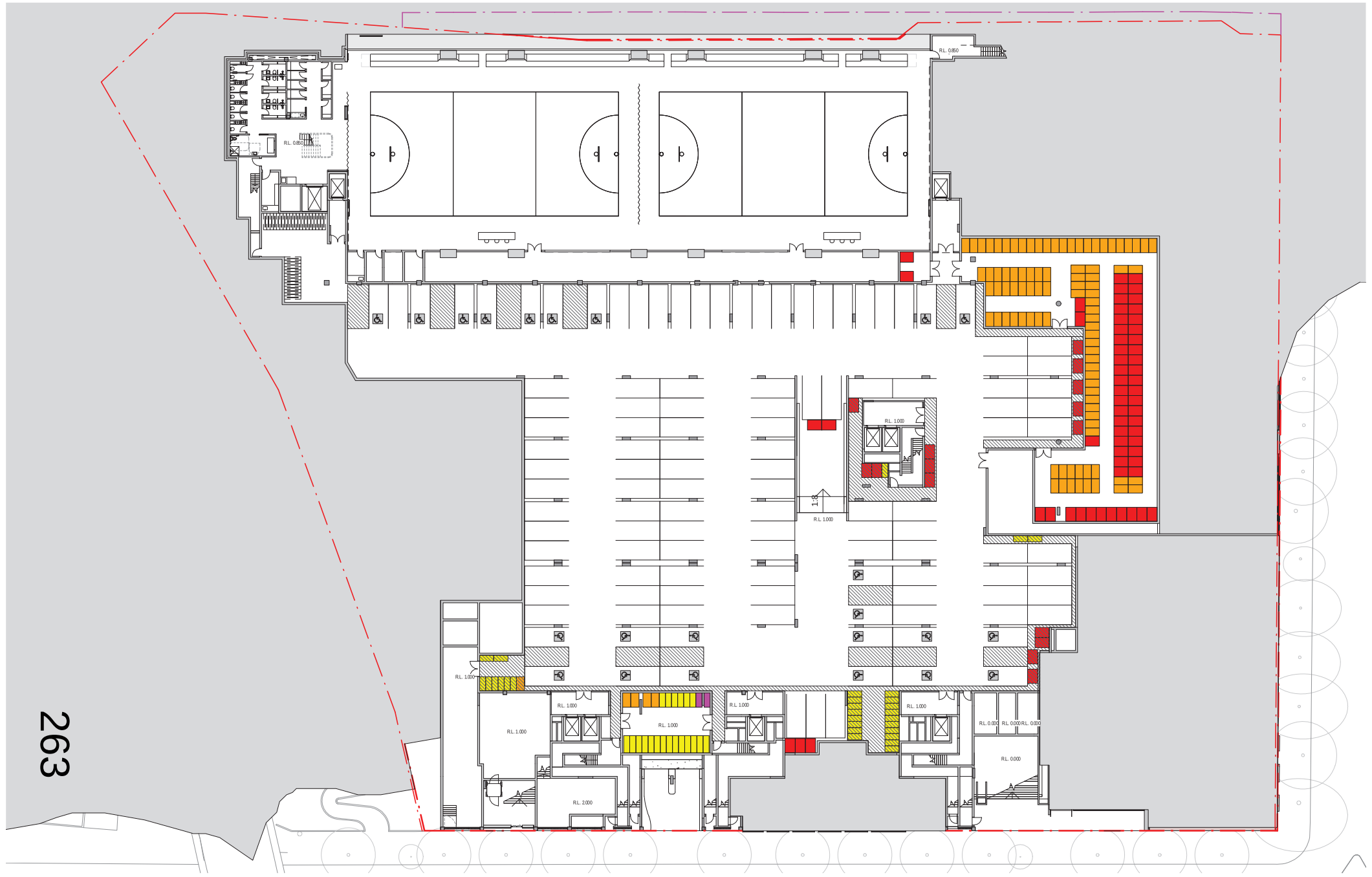

1 LINKED_GA 1_200_LVL 00 - STORAGE

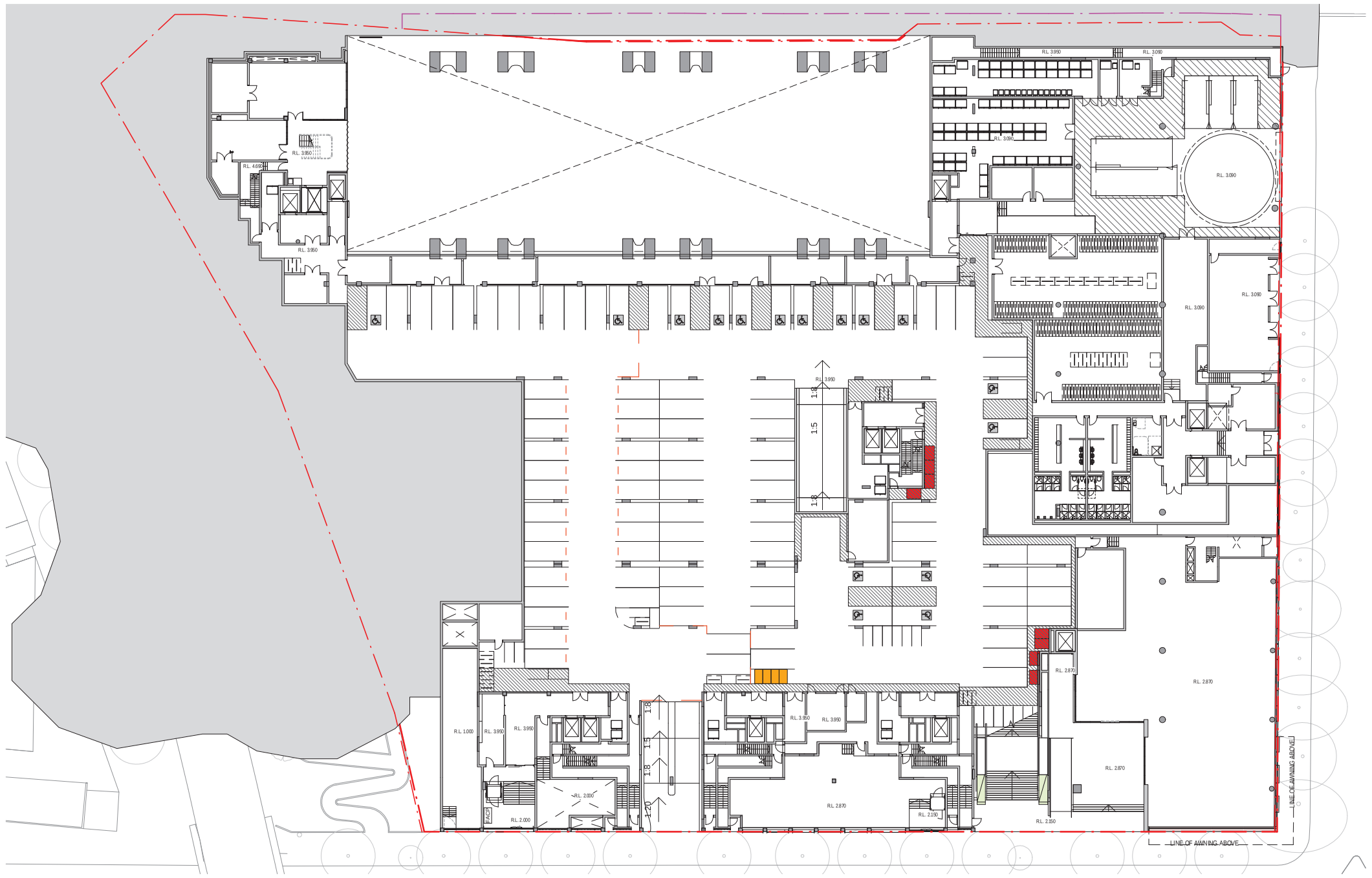

2 LINKED_GA 1_200_LVL 01 - STORAGE

R-04-BASEMENT STORAGE_DA		
TYPE	LEVEL	COUNT
Basement Storage_1 BED	LVL 00 PODIUM	50
50		
Basement Storage_2 BED	LVL 00 PODIUM	97
Basement Storage_2 BED	LVL 01 PODIUM	4
101		
Basement Storage_3 BED	LVL 00 PODIUM	76
Basement Storage_3 BED	LVL 01 PODIUM	8
84		
Basement Storage_STUDIO	LVL 00 PODIUM	2
2		
Grand total: 237		

STUDIO
1 BED
2 BED
3 BED

SITE BOUNDARY TOTAL AREA: 12,125 M2

DENOTES BOUNDARY OF THE FUTURE ACQUISITION FROM COUNCIL LAND (256 M2). FINAL EXTENT OF BOUNDARY ALONG JONES STREET IS YET TO BE DETERMINED & FINALISED. TOTAL AREA: 12,381 M2

ISSUE	DATE	FOR	CHKD
01	03/11/23	STAGE 2 DA AMENDED SUBMISSION	

BVN
ARCHITECTS REGISTRATION BOARD / NOMINATED ARCHITECTS
Telephone +61 2 8297 7200
Facsimile +61 2 8297 7299
www.bvn.com.au

PLANNER GYDE CONSULTING (02) 9068 7500
STRUCTURE EI AUSTRALIA (02) 9516 0722
SERVICES IGS ENGINEERING (02) 8488 4600
LANDSCAPE OCULUS (02) 9557 5533
CLIENT LANDREAM
PROJECT MANAGER ARGENTUM GROUP (02) 9037 0877
PROJECT WATTLE STREET 14-26 WATTLE STREET, PYRMONT
BVN PROJECT NUMBER 2109023
SCALE 1 : 300@A1 DO NOT SCALE
DRAWING COMPLIANCE - STORAGE BASEMENT
DRAWING NUMBER AR-DA-A 19T-XX-40
ISSUE 01

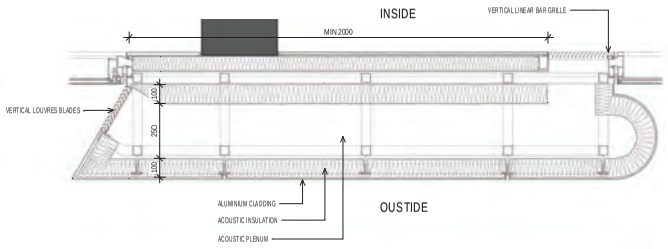

1 PLENUM TYPE 1
SCALE: 1 : 10

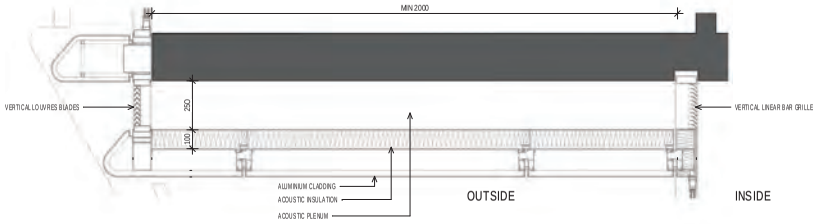

2 PLENUM TYPE 2
SCALE: 1 : 10

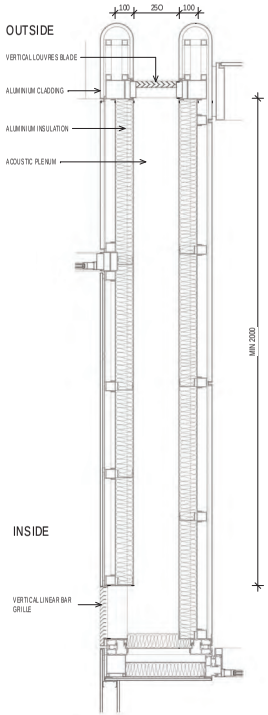

3 PLENUM TYPE 3
SCALE: 1 : 10

KEY PLAN - PLENUM TYPE LOCATIONS

BVN

ARCHITECTS REGISTRATION BOARD
NOMINATED ARCHITECTS:
NSW
KIM WHITCHURCH 5706 (DIRECTOR)
ELIZABETH GAMBLE 6326
TIM ALLAN 5349 (DIRECTOR)
PAUL MATTHEWS 6345
PETER FRANCIS 6350
PETER FITNER 7106
ERIC WUB 6365
ANDREW MCNAMARA 6365
ELIZABETH WILSON 6365
ELIZABETH GAMBLE 6326
ANDREW MCNAMARA 6365
ELIZABETH WILSON 6365
DAVID BOIN 6365
ELIZABETH GAMBLE 6326
ELIZABETH WILSON 6365
DAVID BOIN 6365
ACT
ROSS DAVIDSON 7116
Telephone +61 2 6267 7200
Facsimile +61 2 6267 7299
www.bvn.com.au

INTELLECTUAL PROPERTY
COPYRIGHT BVN & ARCHITECTS NSW PTY LIMITED. UNLESS OTHERWISE AGREED IN WRITING ALL RIGHTS TITLE AND OWNERSHIP IN THIS DOCUMENT INCLUDING TO PATENTS IN ITS ENTIRETY, SHALL REMAIN THE SOLE AND NO PART OF IT MAY BE REPRODUCED OR TRANSMITTED IN ANY FORM OR BY ANY MEANS INCLUDING ELECTRONIC AND MECHANICAL, WITHOUT THE PRIOR WRITTEN PERMISSION OF THE DESIGN MANAGER. NOTWITHSTANDING THE FOREGOING, OR ITS PRIOR WRITTEN CONSENT, BVN HAS NO OBJECTION TO THE USE OF THIS DOCUMENT BY THE OWNER AND ANYONE AT LAW PURSUING A RIGHT TO THE USER IT CLEARLY AND INDEMNIFIES BVN FROM ANY AND ALL LIABILITY.

NOTE
DON'T NOTICE: DO CHECK AND VERIFY ALL DIMENSIONS & DATE PRIOR TO COMMENCEMENT OF WORK AND BE PRESENTED IN AT DATE PRIOR TO, DO NOT SCALE THIS DRAWING

ISSUE	DATE	FOR	CHKD
01	03.10.23	STAGE 2 DA AMENDED SUBMISSION	

SITE BOUNDARY
TOTAL AREA : 12,215 M 2

DENOTES BOUNDARY OF THE FUTURE ACQUISITION FROM COUNCIL LAND (3,514 M2). FINAL EXTENT OF BOUNDARY ALONG JONES STREET IS YET TO BE DETERMINED & FINALISED. TOTAL AREA : 12,215 M 2

C:\Users\ericwilson\AppData\Local\Temp\acpublish_16024\AR-DA-A 19T-XX-50 - COMPLIANCE - PLENUM DETAILS.rvt

KEY PLAN

PLANNER
GYDE CONSULTING
(02) 9068 7500
STRUCTURAL
EI AUSTRALIA
(02) 9516 0722
SERVICES
IGS ENGINEERING
(02) 8488 4600
LANDSCAPE
OCULUS
(02) 9557 5533

CLIENT
LANDREAM
CLIENT NUMBER
PROJECT MANAGER
ARGENTUM GROUP
(02) 9037 0877

PROJECT
WATTLE STREET
14-26 WATTLE STREET, PYRMONT
BVN PROJECT NUMBER
21.09.023

TRUE NORTH
PROJECT NORTH
GRAPHIC SCALE
0 25 50 100
SCALE
As indicated @ A1
DO NOT SCALE
STATUS

DRAWING
COMPLIANCE - PLENUM DETAILS
DRAWING NUMBER
AR-DA-A 19T-XX-50
ISSUE
01

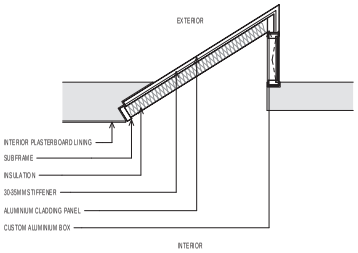

2 PRIVACY DETAIL A - PLAN
SCALE: 1 : 20

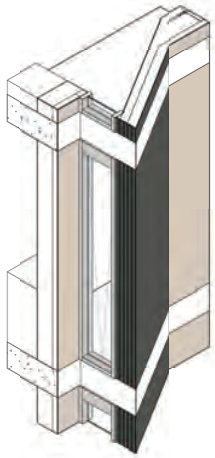

3 PRIVACY DETAIL A - 3D AXONOMETRIC
SCALE:

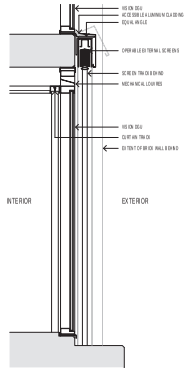

5 PRIVACY DETAIL B - SECTION
SCALE: 1 : 20

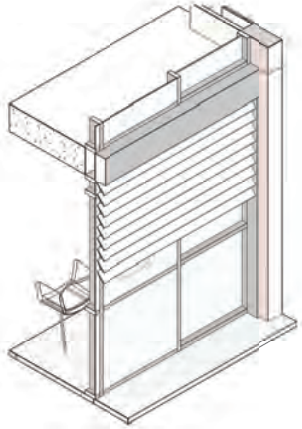

6 PRIVACY DETAIL B - 3D AXONOMETRIC
SCALE:

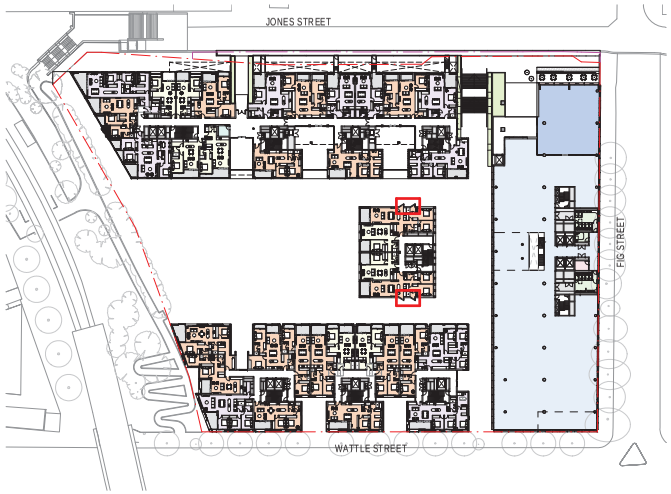

1 PRIVACY DETAIL A - LOCATION PLAN
SCALE: 1 : 500

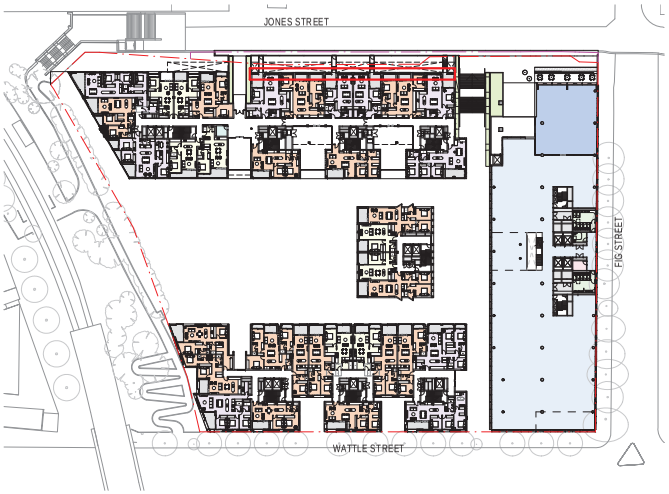

4 PRIVACY DETAIL B - LOCATION PLAN
SCALE: 1 : 500

PRIVACY DETAIL A: COURTYARD BUILDING

PRIVACY DETAIL B: JONES BUILDING (SCN - 107)

BVN

ARCHITECTS, REGISTRATION BODIES / NOMINATED ARCHITECTS:
NSW
NSW NOMINATED ARCHITECT: IDAN ZIVIANI
ACT 7511 (NSW)
VIC 16 JOHN SUMMERS
QLD 1 PETER BLAIR
SA 1 PETER BLAIR
WA 1 PETER FITNER
NT 1 ALEX ROSS
TAS 1 ALEX ROSS
Telephone +61 2 9281 7200
Facsimile +61 2 9281 7299
www.bvn.com.au

ELIS
ELIS TOLLER
ELIS TOLLER
LEONARD BUNNING
SUZIE WOOD
DEBRA WOOD
DEBRA WOOD

INTELLECTUAL PROPERTY
COPYRIGHT BVN ARCHITECTS NSW PTY LIMITED. UNLESS ETHERWISE AGREED IN WRITING, WHETHER EXPRESS OR IMPLIED, NO LICENCE TO PATENT, TO COPYRIGHT, TO TRADE MARK OR TO THE USE OF ANY OTHER INTELLECTUAL PROPERTY RIGHT IS GRANTED BY THIS DOCUMENT. THE INFORMATION ON THIS DOCUMENT MAY BE SUBJECT TO THIRD PARTY RIGHTS. YOU MUST ENSURE YOUR USE OF THIS INFORMATION DOES NOT INFRINGE ANY THIRD PARTY RIGHTS. YOU ARE SOLELY RESPONSIBLE FOR ANY LOSS OR DAMAGE ARISING FROM YOUR USE OF THIS INFORMATION.

NOTE
CONTRACTOR TO CHECK AND VERIFY ALL DIMENSIONS & DATA PRIOR TO COMMENCEMENT OF WORK AND BVN OFFICE OF ANY DISCREPANCIES. DO NOT SCALE THIS DRAWING.

ISSUE	DATE	FOR	CHKD
G	03.10.23	STAGE 2 DA AMENDED SUBMISSION	

SITE BOUNDARY
TOTAL AREA: 12,231 M 2

DENOTES BOUNDARY OF THE FUTURE ACQUISITION FROM COUNCIL LAND (2134 M2). IT IS ALSO THE EXTENT OF BOUNDARY ALONG JONES STREET IS YET TO BE DETERMINED & FINALISED. TOTAL AREA: 12,231 M 2

C:\bim cmd cmd\e RIEVIT_LOCAL\D3EEWR_2 0019\20_MISC_SHEETS_Cache_Wall.rvt 10/2/2023 2:41:10 PM

KEY PLAN

PLANNER	GYDE CONSULTING (02) 9362 7500
STRUCTURE	EI AUSTRALIA (02) 9516 0722
SERVICES	IGS ENGINEERING (02) 8488 4600
LANDSCAPE	OCULUS (02) 9557 5533
CLIENT	LANDREAM
CLIENT NUMBER	
PROJECT MANAGER	ARGENTUM GROUP (02) 9037 0877
PROJECT	WATTLE STREET 14-26 WATTLE STREET, PYRMONT
BVN PROJECT NUMBER	21 09 023
TRUE NORTH / PROJECT NORTH	
GRAPHIC SCALE	0 25 00 50 00
SCALE	As indicated @ A1 DO NOT SCALE
STATUS	
DRAWING	COMPLIANCE - SCREEN DETAILS - SHEET 01
DRAWING NUMBER	AR-DA-A 19T-XX-55
ISSUE	01

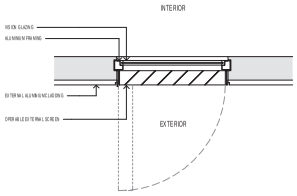

8 PRIVACY DETAIL C - PLAN
SCALE: 1 : 20

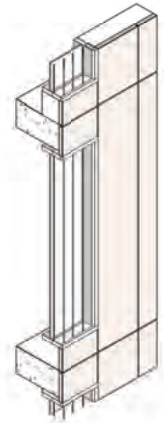

9 PRIVACY DETAIL C - 3D AXONOMETRIC
SCALE:

7 PRIVACY DETAIL C - LOCATION PLAN
SCALE: 1 : 500

PRIVACY DETAIL C: JONES BUILDING (SCN - 106)

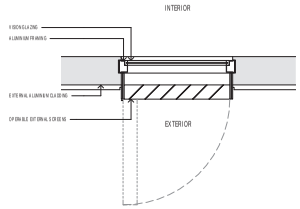

11 PRIVACY DETAIL D - PLAN
SCALE: 1 : 20

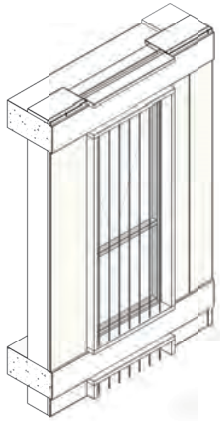

12 PRIVACY DETAIL D - 3D AXONOMETRIC
SCALE:

10 PRIVACY DETAIL D - LOCATION PLAN
SCALE: 1 : 500

PRIVACY DETAIL D: JONES AND WATTLE BUILDING (SCN - 101) (SCN - 303)

BVN

ARCHITECTS, REGISTRATION BO ARD I
NOM INATED ARCHITECTS:
NSW
KEN NINETIGHAN FY CHI ONIST
REG NO. 5 1 1 6
TIM ALAN JOHNSTON
REG NO. FY 5 0 1 5 ALAN
PAUL ANTHONY BEVERIDGE
REG NO. FY 5 7 4 6 DEL
JANET ELIZ ON ROSS WEE
REG NO. FY 5 7 4 7 ROSS WEE
Telephone +61 2 9281 7200
Facsimile +61 2 9281 7299
www.bvn.com.au
ELIZ ETH GILLIES AN
REG NO. FY 5 7 4 8 GILLIES AN
LEONARD ALEXANDER
REG NO. 6 0 2 0 AXON ELLY
DEBRA ANN O'BRIEN

INTELLECTUAL PROPERTY
COPY RIGHT BVN ARCHITECTS (NS W) PTY LIM ITED. UNLESS O THERWISE AGRE ED IN WRIT INGALL RIGHTS OTHER DESIGNER' AR EDESIGNT TO PROPERTY IN TELLECTUAL RIGHTS, WHICH ARE RESERVED BY THE DESIGNER. THIS DOCUMENT MAY NOT BE REPRODUCED OR USED IN ANY WAY WITHOUT BVN AN D THE DESIGN NER THAT MAY BE ST IPULATED IN AGREEMENTS. DO NOT SCALE THIS DRAWING. USE FIGURED DIMENSIONS ONLY. ALL DIMENSIONS AND DETAILS MUST BE VERIFIED ON SITE. ERRORS AND OMISSIONS MUST BE REPORTED TO THE DESIGNER BEFORE ANY WORK IS CARRIED OUT.

NOTE
CON TRACTOR: TO CHECK AND VERIFY ALL DIMENSIONS & SITE PRIOR TO CO MMENCEMENT OF WORK OR FAB RICATION. ALW AYS USE FIGURED DIMENSIONS, DO NOT SCALE THIS DRAWING.

ISSUE	DATE	FOR	CHKD
G	0 3.0 2.2	STAGE 2 DA AMENDED SUBMISSION	

SITE BOUNDARY
TOTAL AREA : 1,2 2 5 M 2

DENOTES BOUNDARY OF THE FUTURE ACQUISITION FROM COUNCIL L AND (2 8 M 2). FINAL DETERMINATION OF BOUNDARY ALONG JONES STREET IS YET TO BE DETERMINED & FINALISED. TOTAL AREA : 1,2 8 5 M 2

C:\bim ent cache\REVIT_LOCAL\0001WA_2 0190 2D_MISU_SHEETS_Cache_Mdl.rvt 8/21/2023 1:4 2:3 5 PM

KEY PLAN

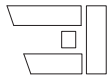

PLANNER
GYDE CONSULTING
(02) 9362 7500
STRUCTURE
EI AUSTRALIA
(02) 9516 0722
SERVICES
IGS ENGINEERING
(02) 9488 4600
LANDSCAPE
OCULUS
(02) 9557 5533

CLIENT
LANDREAM
CLIENT NUMBER
PROJECT MANAGER
ARGENTUM GROUP
(02) 9037 0877

PROJECT
WATTLE STREET
14-26 WATTLE STREET, PYRMONT
BVN PROJECT NUMBER
21 0 9 0 2 3

TRUE NORTH
PROJECT NORTH
GRAPHIC SCALE
0 25 0 0 5 0 0
SCALE
A1 at 1:1 0 0 A3 at 1:2 0
DO NOT SCALE
STATUS

DRAWING
COMPLIANCE - SCREEN DETAILS - SHEET 02
DRAWING NUMBER
AR-DA-A 19T-X-X-56
ISSUE
01

1 JONES - RECESSED COURTYARDS
SCALE: 1 : 200

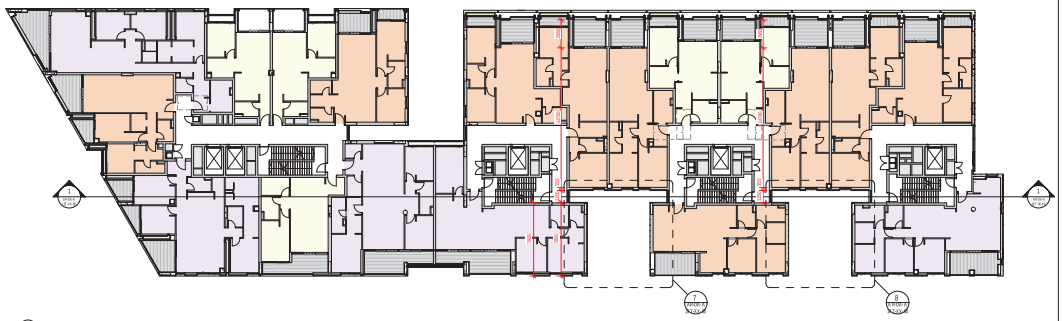

3 JONES - LVL 07 22.650
SCALE: 1 : 200

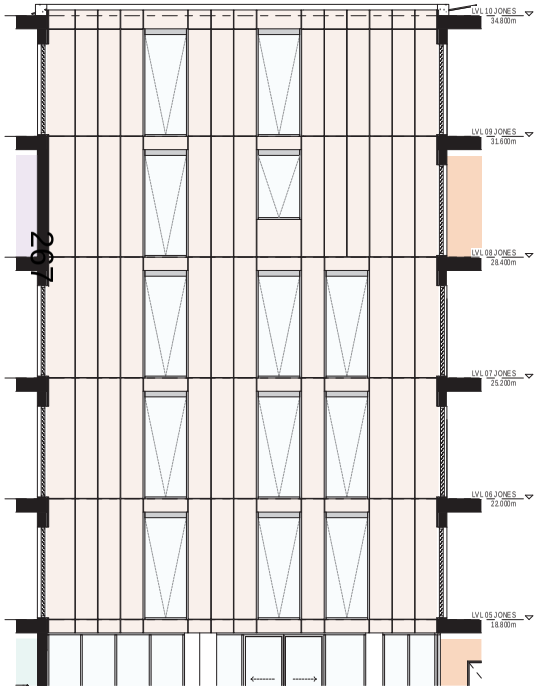

5 CALLOUT - NORTH COURTYARD JONES
SCALE: 1 : 50

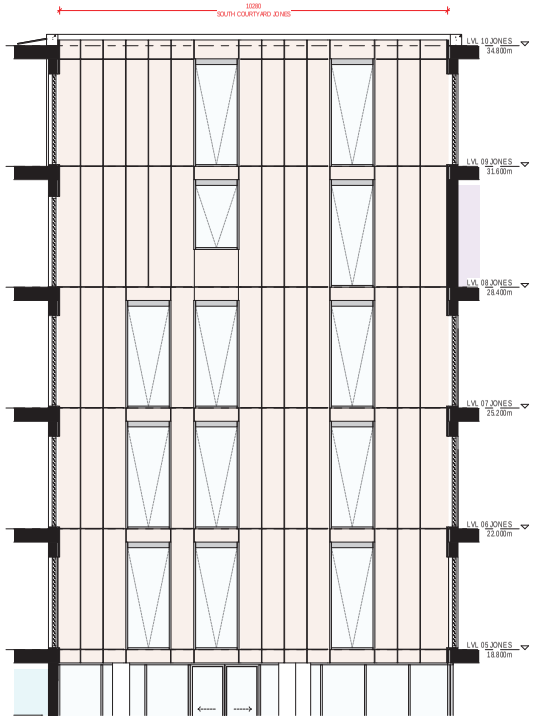

6 CALLOUT - SOUTH COURTYARD JONES
SCALE: 1 : 50

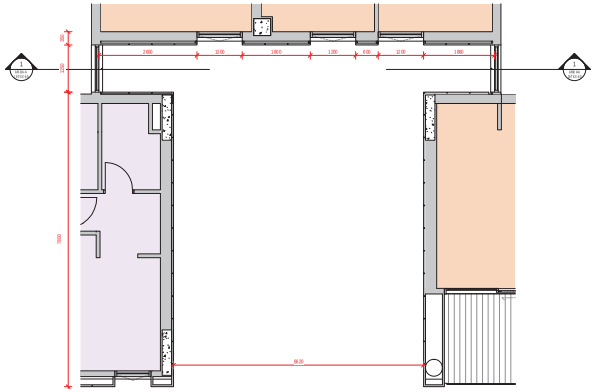

7 CALLOUT - NORTH COURTYARD JONES
SCALE: 1 : 50

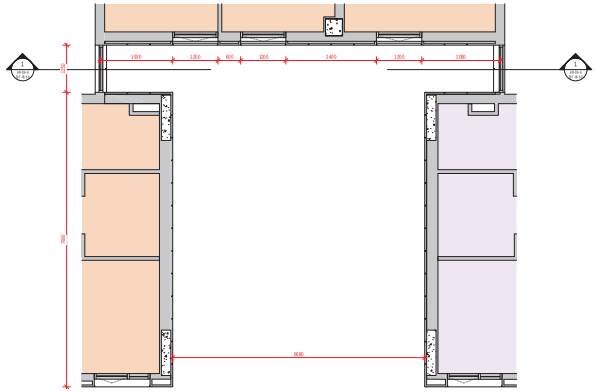

8 CALLOUT - SOUTH COURTYARD JONES
SCALE: 1 : 50

C:\bim\revit\models\REVIT_LOCAL\0001WP_2 2019\25_MISU_SHEETS_Cache_Wallace.rvt 30/10/2019 14:25:37PM

BVN

ARCHITECTS REGISTRATION BOARD NOMINATED ARCHITECTS:
NSW
KEN NINETIGONA 5710 (SMD)
ROD SIMPSON 6367
TSU ALAN JOHNSON
7300 PETER BLAIR
7300 ANDREW MICHAEL FINN
7300 PETER FITNESS
1847 GLEN ROSS MIX
7300 ANDREW MICHAEL FINN
Telephone +61 2 9287 7200
Facsimile +61 2 9287 7299
www.bvn.com.au

QLD
6327 ROLLO AS
7116 ANDREW JOHN
1259 MARK ALEXANDER
5255 DAVID KELLY
5806 JOHN O'BRIEN

INTELLECTUAL PROPERTY
COPYRIGHT BVN ARCHITECTS NSW PTY LIMITED. UNLESS OTHERWISE AGREED IN WRITING ALL RIGHTS TITLE AND INTEREST IN THIS DOCUMENT AND ITS CONTENTS TO THE EXTENT ALLOWED BY LAW IS OWNED BY THE BVN GROUP OF COMPANIES. THIS DOCUMENT MAY NOT BE REPRODUCED OR TRANSMITTED IN ANY FORM OR BY ANY MEANS WITHOUT THE PRIOR WRITTEN PERMISSION OF THE BVN GROUP OF COMPANIES.

NOTE
DON'T SCALE THIS DRAWING
CHECK & VERIFY ALL DIMENSIONS & DATA PRIOR TO THE MANUFACTURE OF ANY ITEM OR OPERATION IN THE BUILDING
DO NOT SCALE THIS DRAWING

ISSUE	DATE	FOR	CHKD
G	03.10.19	STAGE 2 DA AMENDED SUBMISSION	

SITE BOUNDARY
TOTAL AREA: 12,215 M 2

DENOTES BOUNDARY OF THE FUTURE ACQUISITION FROM COUNCIL LAND (3.8 M 2). FINAL EXTENT OF BOUNDARY ALONG JONES STREET IS YET TO BE DETERMINED & FINALISED. TOTAL AREA: 12,218 M 2

KEY PLAN

PLANNER
GYDE CONSULTING
(02) 9068 7500
STRUCTURE
EI AUSTRALIA
(02) 9516 0722
SERVICES
IGS ENGINEERING
(02) 8488 4600
LANDSCAPE
OCULUS
(02) 9557 5533

CLIENT
LANDREAM
CLIENT NUMBER
PROJECT MANAGER
ARGENTUM GROUP
(02) 9037 0877

PROJECT
WATTLE STREET
14-26 WATTLE STREET, PYRMONT
BVN PROJECT NUMBER
21.09.023

TRUE NORTH
PROJECT NORTH
GRAPHIC SCALE
0 20.00 50.00
SCALE
A1 in double 841 A1
DO NOT SCALE
STATUS

DRAWING
COMPLIANCE - BUILDING INDENT JONES
DRAWING NUMBER
AR-DA-A 19T-XX-60
ISSUE
01

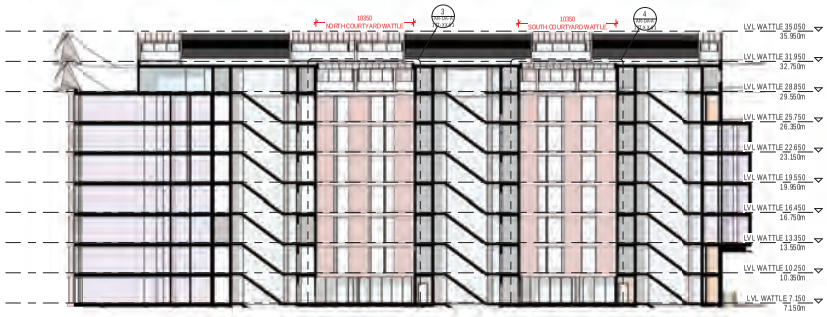

1 WATTLE - RECESSED COURTYARDS
SCALE: 1 : 200

2 LVL 07 22.650
SCALE: 1 : 200

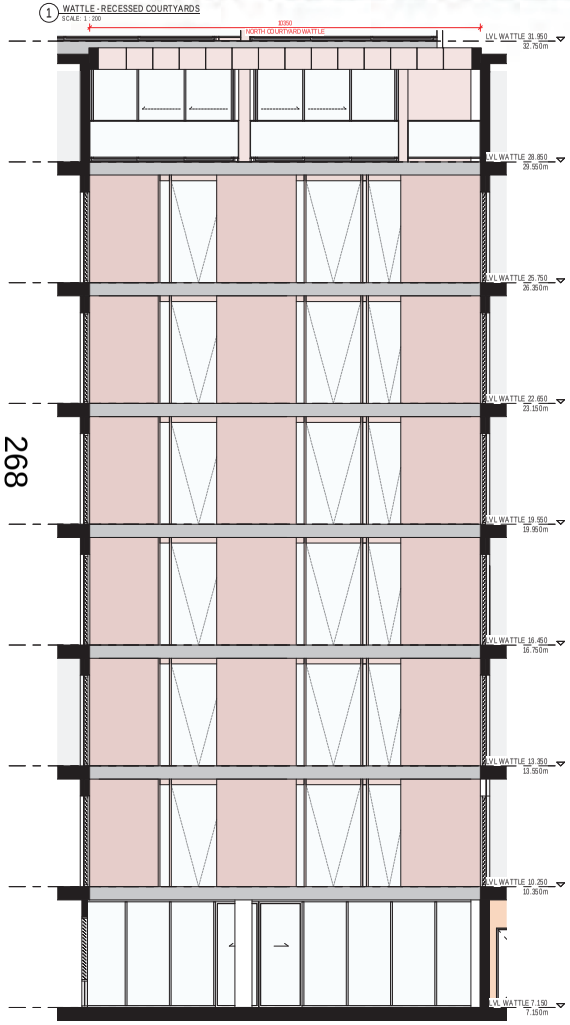

3 CALLOUT - NORTH COURTYARD WATTLE
SCALE: 1 : 50

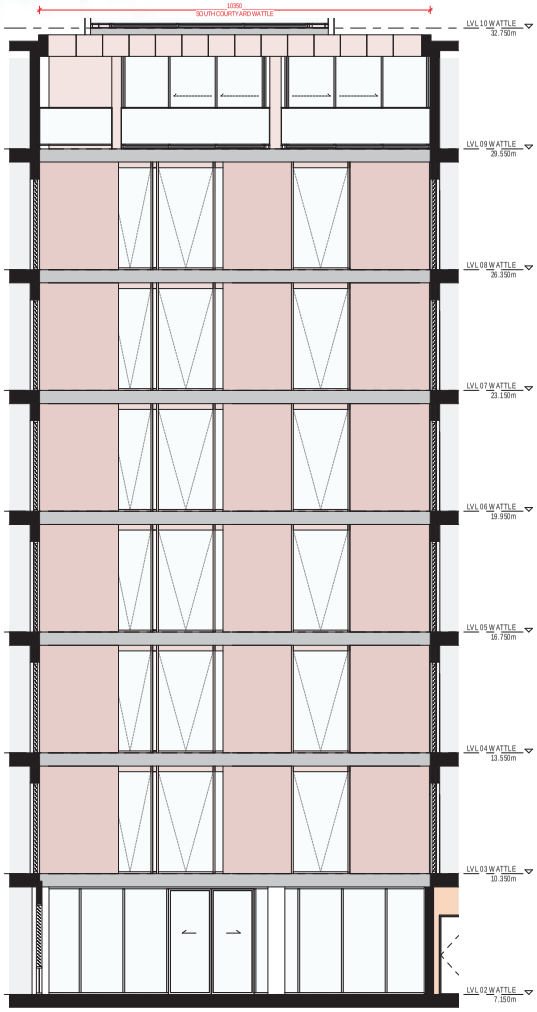

4 CALLOUT SOUTH COURTYARD WATTLE
SCALE: 1 : 50

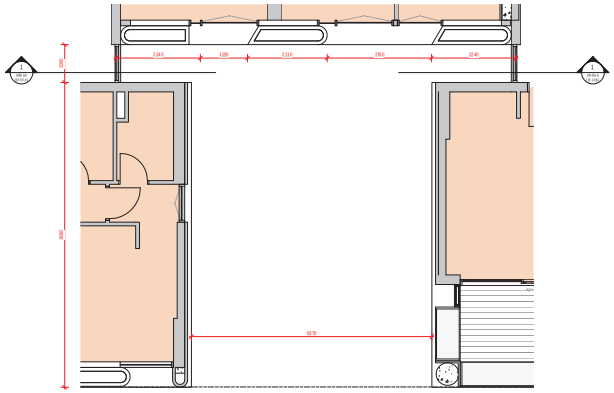

5 CALLOUT - NORTH COURTYARD WATTLE
SCALE: 1 : 50

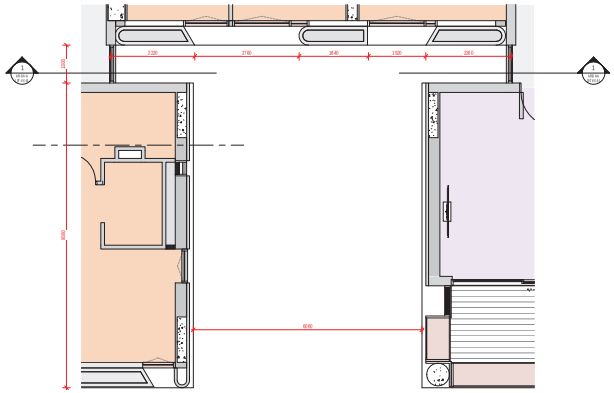

6 CALLOUT - SOUTH COURTYARD WATTLE
SCALE: 1 : 50

C:\bim\revit\models\REVIT_LOCAL\0001WA_2 WWW_MSU_SHEETS_Cassie_Mallard.rvt 8/21/2023 14:53:13 PM

BVN

ARCHITECTS REGISTRATION NO 4100 |
NOM IN ATED ARCHITECTS:
NSW
KEN NINETICHAS FYCHA 10407
TSU AN LAU 6 3 0 1
TSU AN LAU 6 3 0 1
CHRIS IAN PTA 6 3 0 1 6 3 0 1
TIM PETER TYRE 7 6 1 0
LINCY ELIZA ENG 5 6 0
Tel Sydney +61 2 9281 7200
Fax Australia +61 2 9281 7200
www.bvn.com.au

INTELLECTUAL PROPERTY
COPYRIGHT BVN ARCHITECTS (NE PTY LIMITED. UNLESS OTHERWISE AGREED IN WRITING ALL RIGHTS TITLE AND OWNERSHIP IN THIS DRAWING AND ANY REPORTS IN THIS DOCUMENT ARE EXCLUSIVELY THE PROPERTY OF THE CLIENT AND THE CLIENT HAS THE SOLE LICENCE TO USE THE DRAWING AND REPORTS FOR THE PURPOSE OF THE PROJECT. ANY OTHER USE OR REPRODUCTION IS PROHIBITED WITHOUT THE WRITTEN PERMISSION OF BVN ARCHITECTS. ANY REPRODUCTION MUST INCLUDE THIS COPYRIGHT NOTICE.

NOTE
CONTRACTOR TO CHECK AND VERIFY ALL DIMENSIONS & DATA PRIOR TO COMMENCEMENT OF WORK AND ANY DISCREPANCIES IN DRAWINGS, DO NOT SCALE THIS DRAWING

ISSUE	DATE	FOR	CHKD
D	03.10.23	STAGE 2 DA AMENDED SUBMISSION	

SITE BOUNDARY
TOTAL AREA: 1,12,015 M 2

DENOTES BOUNDARY OF THE FUTURE ACQUISITION FROM COUNCIL LAND (28 X M 2). IT HAS, EXTENT OF BOUNDARY ALONG JONES STREET IS YET TO BE DETERMINED & FINALISED. TOTAL AREA: 1,12 M 2

KEY PLAN

PLANNER	GYDE CONSULTING (02) 9068 7500
STRUCTURE	EI AUSTRALIA (02) 9516 0722
SERVICES	IGS ENGINEERING (02) 8488 4600
LANDSCAPE	OCULUS (02) 9557 5533
CLIENT	LANDREAM
CLIENT NUMBER	
PROJECT MANAGER	ARGENTUM GROUP (02) 9037 0877
PROJECT	WATTLE STREET 14-26 WATTLE STREET, PYRMONT
BVN PROJECT NUMBER	21.09.023
TRUE NORTH	
PROJECT NORTH	
GRAPHIC SCALE	0 25 50
SCALE	As indicated @ A1 DO NOT SCALE
STATUS	
DRAWING	COMPLIANCE - BUILDING INDENT WATTLE
DRAWING NUMBER	AR-DA-A 19T-XX-61
ISSUE	01

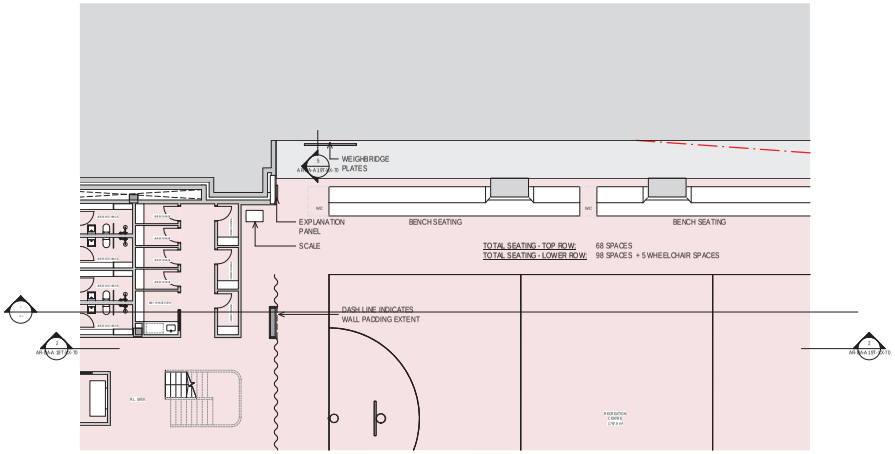

1 WEIGHBRIDGE AND SCALE PLAN



3 WEIGHBRIDGE AND SCALE - 3D

6 WEIGHBRIDGE PHOTO

269

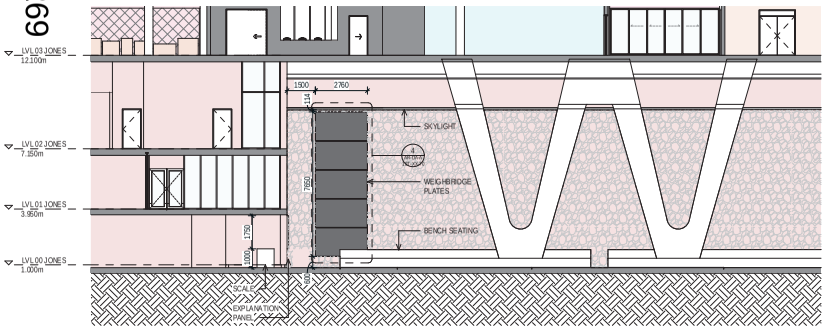

2 WEIGHBRIDGE AND SCALE ELEVATION

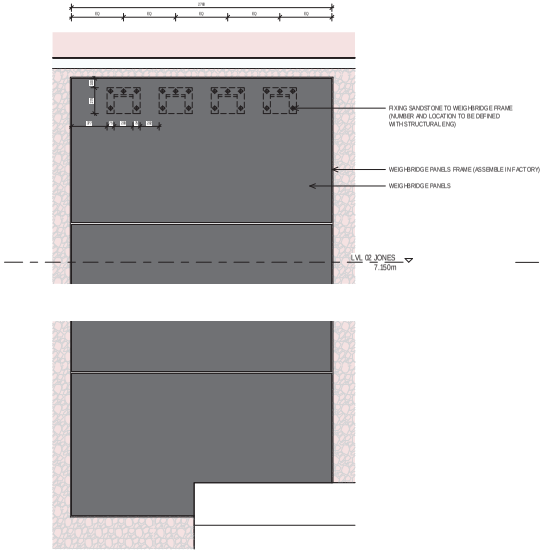

4 WEIGHBRIDGE AND SCALE ELEVATION - CALLOUT
SCALE: 1 : 20

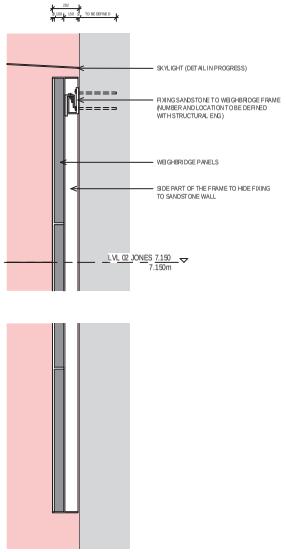

5 WEIGHBRIDGE SECTION - CALLOUT
SCALE: 1 : 20



7 SCALE PHOTO

NOTE: Details and fixings will be further investigate in later stage when more information (weight, conditions, etc.) about the Weighbridge are going to be available.

C:\Users\mcaza\Desktop\RVT_LOCAL\5520\AR_J\5520-23_WSU_PODIUM_Mcaza_Odaza.rvt 8/11/2023 11:05:43 PM

BVN

ARCHITECTS REGISTRATION 6ID AND I NOMINATED ARCHITECTS
NSW
KEN NINOTS (NAA TYTON) 6907
TIM ROSS 6385
TILL ALAN SARTOR
7303 NATHAN BLAIR
7305 ANDREW MCNAMARA
7309 PETER TYRRELL
1847 GEN ON BOLWIG
7306 ANDREW MCNAMARA
Telephone +61 2 9287 7200
Facsimile +61 2 9287 7299
www.bvn.com.au

QLD
6170 ELLEN AN
7302 ANDREW MCNAMARA
1309 MARK SAMUNDER
5102 ANDREW ELLIS
3884 ERIN O'BRIEN

INTELLECTUAL PROPERTY
COPYRIGHT BVN ARCHITECTS NSW PTY LIMITED. UNLESS OTHERWISE AGREED IN WRITING ALL RIGHTS TO THIS DOCUMENT ARE EXCLUSIVELY TO PAYMENT IN FULL OF A BILL OF ENGINEERING THIS DOC AND NT MAY ONLY BE USED FOR THE PURPOSE FOR WHICH IT WAS PREPARED AND MAY NOT BE USED FOR OTHER PURPOSES NOR BE DISCLOSED IN ANY FORM OR BY ANY THIRD PARTY WITHOUT THE PRIOR WRITTEN CONSENT OF BVN ARCHITECTS NSW. CREATED + NO BELIGNS IN A SERTIFIED IN WRITING BY BVN ARCHITECTS NSW. ALL RIGHTS RESERVED.

NOTE
DON TRACTOR TO CHECK AND VERIFY ALL DIMENSIONS ON SITE PRIOR TO COMMENCEMENT OF WORK OR FABRICATION OF ONSITE MANUALS. DO NOT SCALE THIS DRAWING

ISSUE	DATE	FOR	CHKD
01	03.10.23	STAGE 2 DA AMENDED SUBMISSION	

SITE BOUNDARY
TOTAL AREA: 12,325 M2

DENOTES BOUNDARY OF THE FUTURE ACQUISITION FROM COUNCIL LAND (3.8 M2). FINAL EXTENT OF BOUNDARY ALONG JONES STREET IS YET TO BE DETERMINED & FINALISED. TOTAL AREA: 12,321 M2

KEY PLAN

PLANNER
GYDE CONSULTING
(02) 9068 7500
STRUCTURE
EI AUSTRALIA
(02) 9516 0722
SERVICES
IGS ENGINEERING
(02) 8488 4600
LANDSCAPE
OCULUS
(02) 9957 9533

CLIENT
LANDCEAM
CLIENT NUMBER
PROJECT MANAGER
ARGENTUM GROUP
(02) 9037 0977

PROJECT
WATTLE STREET
14-26 WATTLE STREET, PYRMONT
BVN PROJECT NUMBER
2109023

TRUE NORTH
PROJECT NORTH
GRAPHIC SCALE
0 20.00 50.00
SCALE
A1 in double 841 A1 DO NOT SCALE
STATUS
SKETCH

DRAWING
COMPLIANCE - WEIGHBRIDGE AND SCALE
DRAWING NUMBER
AR-DA-A 19T-XX-70
ISSUE
01

WATTLE STREET PROJECT INFO: 14-26 WATTLE STREET, PYRMONT NSW 2009
DA No. D/2023/97, Friday 03. November. 2023
SHEET 01

NOTE: MATERIAL SCHEDULE FOR COLOURS REFERENCE ONLY. MATERIAL SPECIFIFCATION CAN BE EQUIVALENT OR SIMILAR.

	DESCRIPTION	LOCATION	MATERIAL	FINISH	COLOUR	SAMPLE	SUPPLIER	SPECIFICATION	LINK	COMMENTS
CONCRETE										
• CON-001	Off form concrete	All buildings	Concrete	Off form Polish	Natural		Concrete: to be defined with conctractor			See material boards
• CON-101	Off form concrete- Coloured sealer (Sand)	B- Jones Street building	Concrete	Off form Polish - Sealer	Sand		Concrete: to be defined with conctractor Sealer: Dulux	S15B2 Candle Bark	https://www.dulux.com.au/specifier/colour/s15/candle-bark/	See material boards
• CON-301	Off form concrete- Coloured sealer (Pink)	D- Wattle Street building	Concrete	Off form Polish - Sealer	Pink		Concrete: to be defined with conctractor Sealer: Dulux	To match: Pink Sand Matt 2724410M DLX0623 DALLOY 101	https://duluxpowders.com.au/product/duralloy-pink-sand-matt/	See material boards
BALUSTRADES										
• BAL-001	Steel palisade balustrade (Charcoal)	Jones Street fence and Landscape Courtyard fence	Steel	Metallic, Ferreko	Charcoal		Dulux	To match: Charcoal Matt 2729229M DLX0523 DALLOY 97	https://duluxpowders.com.au/product/duralloycharcoalmatt/	See material boards
• BAL-002	Framelessglass balustrade	All buildings	Glass	_	Clear		SG China Southern Glass Holding	Clear Glass	http://www.csgglass.com/eng/product/index.asp	Sample in transit
• BAL-101	Steel palisade balustrade (Dark Sand)	B- Jones Street building (Residential North Side)	Steel	Powdercoat, Matt	Dark Sand		Dulux	To match: 2723193M Riversand	https://duluxpowders.com.au/product/riversand/	See material boards
• BAL-102	Steel palisade balustrade (Bronze)	B- Jones Street building (Residential South Side)	Steel	Powdercoat, Metallic	Bronze		Dulux	To match: Medium Bronze Kinetic 9068183F ELECTR 16	https://duluxpowders.com.au/product/medium-bronze/	See material boards
• BAL-201	Steel palisade balustrade (Basalt)	C- Courtyard building	Steel	Powdercoat, Matt	Basalt		Dulux	Basalt Matt 90Z7865M DLX0523 DTECZE 18	https://duluxpowders.com.au/product/duratec-zeus-basalt-matt/	See material boards
• BAL-301	Steel palisade balustrade (Pink)	D- Wattle Street building	Steel	Powdercoat, Matt	Pink		Dulux	Pink Sand Matt 2724410M DLX0623	https://duluxpowders.com.au/product/duralloy-pink-sand-matt/	See material boards
• BAL-401	Steel palisade balustrade (Red)	E - Fig Street Building	Steel	Powdercoat, Metallic	Red		Dulux	S06F9 Carmen Miranda	https://www.dulux.com.au/colour/reds/carmen-miranda/	See material boards
MASONRY										
• BRK-101	Brickwork	B- Jones Street building	Brick	-	Embassy Red		BowralBricks	Bowral 76 Embassy Red SKU 28008001109000136150		See material boards, NOTE: Material selected to match existing Jones St Townhouses facing Jones St building (Proposed brick is made in AUS)
• BRK-201	Brickwork	C- Courtyard building	Brick	-	San Selmo Smoked Opaque Slate		AustalBricks	San Selmo Smoked Opaque Slate SKU 9B060001204000240610 0	https://www.australbricks.com.au/nsw/9b060001204000240610 0	See material boards
CLADDING										
• CLD-101	Powdercoated aluminium cladding (Custom Matt - Sand)	B- Jones Street building (Residential North Side)	Aluminium	Powdercoat, Matt	Sand		Dulux	S15B2 Candle Bark	https://www.dulux.com.au/specifier/colour/s15/candle-bark/	See material boards
• CLD-102	Powdercoated aluminium cladding (Custom Metallic Orange)	B- Jones Street building (Residential South Side)	Aluminium	Powdercoat, Metallic	Orange		Dulux	To match S08E8 Very Terracotta	https://www.dulux.com.au/specifier/colour/s08/very-terracotta/	See material boards
• CLD-103	Powdercoated aluminium cladding (Monument)	B- Jones Street building (Plenum)	Aluminium	Powdercoat, Matt	Monument		Dulux	Monument Matt 90Z8189M DLX0723 DTECZE 11	https://duluxpowders.com.au/product/monument-5/	See material boards
• CLD-201	Standing seam metal cladding (Basalt)	C- Courtyard building (Side window extrusion)	Aluminium	Powdercoat, Matt	Basalt		Dulux	Basalt Matt 90Z7865M DLX0523 DTECZE 18	https://duluxpowders.com.au/product/duratec-zeus-basalt-matt/	See material boards
• CLD-301	Powdercoated aluminium cladding (Custom Matt - Pink)	D- Wattle Street building	Aluminium	Powdercoat, Matt	Pink		Dulux	Pink Sand - Matt 2724410M	https://duluxpowders.com.au/product/duralloy-pink-sand-matt/	See material boards
• CLD-302	Powdercoated aluminium cladding (Custom Metallic - Pink)	D- Wattle Street building (Top 2 levels)	Aluminium	Powdercoat, Metallic	Pink		Dulux	to Match: Pink Sand - Matt 2724410M	https://duluxpowders.com.au/product/duralloy-pink-sand-matt/	See material boards
• CLD-401	Powdercoated aluminium cladding (Custom Metallic - Red)	E - Fig Street Building (Awning)	Aluminium	Powdercoat, Metallic	Red		Dulux	S06F9 Carmen Miranda	https://www.dulux.com.au/colour/reds/carmen-miranda/	See material boards

270

BVN

ARCHITECTS REGISTRATION BOARD NOMINATED ARCHITECTS

NSW
KEN NAKTOMA 5770 (DIRECTOR)
TIM ALLAN 6367
TIM ALLAN 6367(SA)
TIM PATRICK 6366
TIM PETER 7796 (SA)
ERIC GUO 8435
ANDREW MCNAMARA 7890
TIM ALLAN 6367(NT)
TIM PETER 7796 (NT)
ERIC GUO 8435 (NT)
ANDREW MCNAMARA 7890 (NT)
Telephone +61 2 9287 7200
Facsimile +61 2 9287 7299
www.bvn.com.au

QLD
SCOTT ELLIS 4 6
CHRISTOPHER BROWN
JOSHUA ROBINSON
SUZIE HAWKINS
DEREK BOWDEN

INTELLECTUAL PROPERTY
COPYRIGHT BVN & ARCHITECTS NSW PTY LIMITED. UNLESS OTHERWISE AGREED IN WRITING ALL RIGHTS TO THIS DESIGN REMAIN WITH BVN & ARCHITECTS NSW PTY LTD. BVN & ARCHITECTS NSW DOES NOT WAIVE ITS RIGHTS TO THE DESIGN BY REASON OF THE DISTRIBUTION OF THIS DESIGN TO ANY PERSON OR ENTITY. AND WILL SEEK TO ENFORCE ANY BREACH OF BVN & ARCHITECTS NSW'S RIGHTS TO THE FULLEST EXTENT POSSIBLE UNDER THE LAW. THIS DESIGN MAY NOT BE USED FOR ANY PURPOSE NOT AGREED IN WRITING BY BVN & ARCHITECTS NSW.

NOTE
BEFORE COMMENCING WORK, VERIFY ALL DIMENSIONS & SITE PRIOR TO THE MANUFACTURE OF ANY ITEMS OR COMMENCING WORK. DO NOT SCALE THIS DRAWING.

ISSUE	DATE	FOR	CHKD
D	03.10.23	STAGE 2 DA AMENDED SUBMISSION	

SITE BOUNDARY
TOTAL AREA: 12,215 M 2

DENOTES BOUNDARY OF THE FUTURE ACQUISITION FROM COUNCIL (AND CLEAR 3.2 M & 9 M), EXTENT OF BOUNDARY ALONG JONES STREET IS YET TO BE DETERMINED & FINALISED. TOTAL AREA: 12,215 M 2

KEY PLAN

PLANNER
GYDE CONSULTING
(02) 9068 7500
STRUCTURAL
EI AUSTRALIA
(02) 9516 0722
SERVICES
IGS ENGINEERING
(02) 8488 4600
LANDSCAPE
OCULUS
(02) 9557 5533

CLIENT
LANDREAM
CLIENT NUMBER
PROJECT MANAGER
ARGENTUM GROUP
(02) 9037 0877

PROJECT
WATTLE STREET
14-26 WATTLE STREET, PYRMONT
BVN PROJECT NUMBER
21.0923

TRUE NORTH
PROJECT NORTH
GRAPHIC SCALE
0 20.00 50.00
SCALE
@A1 DO NOT SCALE
STATUS

DRAWING
COMPLIANCE - MATERIAL BOARD - SHEET 01
DRAWING NUMBER
AR-DA-A 19T-XX-80
ISSUE
01

C:\Users\revit\AppData\Local\Temp\RevitBuilds\2023\trunk\bin\ENU\AutoCAD.pat
RIEVIT_LOCAL-0182-WP_2.0R-23_MSU_SHEETS_Castle_Wallace.rvt 3/11/2023 2:03:16 PM

WATTLE STREET PROJECT INFO: 14-26 WATTLE STREET, PYRMONT NSW 2009
DA No. D/2023/97, Friday 03.November .2023
SHEET 02

NOTE: MATERIAL SCHEDULE FOR COLOURS REFERENCE ONLY. MATERIAL SPECIFIFCATION CAN BE EQUIVALENT OR SIMILAR.

	DESCRIPTION	LOCATION	MATERIAL	FINISH	COLOUR	SAMPLE	SUPPLIER	SPECIFICATION	LINK	COMMENTS
WALL SYSTEMS										
• EWS-001	**Shopfront glazing**	**A- Retail Pavilion + Pods**								
AMW-020	Frame: Steel plate surround to retail glazing		Steel	Powdercoat, Matt	Monument		Frame: to be defined with contractor Powdercoat: Dulux	Monument Matt 90Z8189M DLX0723 DTECZE 11	https://duluxpowders.com.au/product/monument-5/	See material boards
GLS-001	Glazing: Clear vision		Glass	-	Clear		SG China Southern Glass Holding	Clear Glass	http://www.csgglass.com/eng/product/index.asp	Sample in transit
-	Type: Fix, Glass louvres and frameless sliding doors		-	-	-	-	-	-	-	
CON-001	Off form concrete plinth (CON-001)		Concrete	Off form Polish	Natural		Concrete: to be defined with conctractor	-	-	See material boards
• EWS-101	**Front Glazed DGU**	**B- Jones Street building Recreation Centre**								
AMW-101	Frame: Aluminium		Aluminium	Powdercoat, Matt	Monument		Frame: to be defined with contractor Powdercoat: Dulux	Monument Matt 90Z8189M DLX0723 DTECZE 11	https://duluxpowders.com.au/product/monument-5/	See material boards
GLS-002	Glazing: Clear vision DGU		Glass	-	Clear		SG China Southern Glass Holding	Clear Glass	http://www.csgglass.com/eng/product/index.asp	Sample in transit
-	Type: Fix, Frameless Sliding doors		-	-	-	-	-	-	-	-
AMW-110	Shadowbox Cladding		Aluminium	Powdercoat, Matt	Monument		Shadowbox Cladding: to be defined with contractor Powdercoat: Dulux	Monument Matt 90Z8189M DLX0723 DTECZE 11	https://duluxpowders.com.au/product/monument-5/	See material boards
LVR-101	Louvres: Powdercoated aluminium		Aluminium	Powdercoat, Matt	Monument		Louvres: to be defined with contractor Powdercoat: Dulux	Monument Matt 90Z8189M DLX0723 DTECZE 11	https://duluxpowders.com.au/product/monument-5/	See material boards
• EWS-102	**Shopfront glazing**	**B- Jones Street building Childcare Facility (Facing Courtyard)**								
AMW-101	Frame: Aluminium		Aluminium	Powdercoat, Matt	Monument		Frame: to be defined with contractor Powdercoat: Dulux	Monument Matt 90Z8189M DLX0723 DTECZE 11	https://duluxpowders.com.au/product/monument-5/	See material boards
GLS-001	Glazing: Clear Vision		Glass	-	Clear		SG China Southern Glass Holding	Clear Glass	http://www.csgglass.com/eng/product/index.asp	Sample in transit
-	Type: Sliding glass door		-	-	-	-	-	-	-	-
AMW-110	Shadowbox Cladding		Aluminium	Powdercoat, Matt	Monument		Shadowbox Cladding: to be defined with contractor Powdercoat: Dulux	Monument Matt 90Z8189M DLX0723 DTECZE 11	https://duluxpowders.com.au/product/monument-5/	See material boards
SCN-102	Stainless steel non-dimbable mesh		Stainless Steel	Natural	Natural		Jakob Rope System	Art. Nr. 21261-0150-060 60mm - 1.5mm	https://jakob-usa.com/cat/productos%20pfd-7/stainless-steel-net-webnet-micro-with-clamp.pdf	Sample at BVN office
• EWS-103	**Shopfront glazing**	**B- Jones Street Building Childcare Facility (Facing East)**								
AMW-101	Frame: Aluminium		Aluminium	Powdercoat, Matt	Monument		Louvres: to be defined with contractor Powdercoat: Dulux	Monument Matt 90Z8189M DLX0723 DTECZE 11	https://duluxpowders.com.au/product/monument-5/	See material boards
GLS-002	Glazing: Clear vision DGU		Glass	-	Clear		SG China Southern Glass Holding	Clear Glass	http://www.csgglass.com/eng/product/index.asp	Sample in transit
-	Type: Fix and Awning		-	-	-	-	-	-	-	-
AMW-110	Spandrel: Aluminium		Aluminium	Powdercoat, Matt	Monument		Spandrel: to be defined with contractor Powdercoat: Dulux	Monument Matt 90Z8189M DLX0723 DTECZE 11	https://duluxpowders.com.au/product/monument-5/	See material boards
• EWS-104	**Apartment / Wintergarden external façade**	**B- Jones Street building (Residential North)**								
AMW-102	Frame: Aluminium		Aluminium	Powdercoat, Matt	Dark Sand		Dulux	To match: 2723193M Riversand	https://duluxpowders.com.au/product/riversand/	See material boards
GLS-001	Glazing: Clear vision		Glass	-	Clear		SG China Southern Glass Holding	Clear Glass	http://www.csgglass.com/eng/product/index.asp	Sample in transit
-	Type: Fix, Slider, Awning, Louvres			-	-	-	-	-	-	-
• EWS-105	**Apartment / Wintergarden external façade**	**B- Jones Street building (Residential South)**								
AMW-103	Frame: Aluminium		Aluminium	Powdercoat, Metallic	Bronze		Dulux	To match: Medium Bronze Kinetic 9068183F ELECTR 16	https://duluxpowders.com.au/product/medium-bronze/	See material boards
GLS-001	Glazing: Clear vision		Glass	-	Clear		SG China Southern Glass Holding	Clear Glass	http://www.csgglass.com/eng/product/index.asp	Sample in transit
-	Type: Fix, Slider, Awning, Louvres		-	-	-	-	-	-	-	-

C:\Users\ecarole.REVIT_LOCAL.0001WP_2.0\0001_MSD_SHEETS_Carole_Mahoney.rvt 3/11/2023 2:03:11 PM

BVN

ARCHITECTS REGISTRATION NO 4100 |
NOM RATED ARCHITECTS:
NSW
KEN NAKOTCHEVA (Dir)
ALEX MOSS
TSU-ALAN JOHNSON
CHUN PI PAN (Dir)
ALAN BRIDGMAN
TIM PETER FYFE (Dir)
ERIC GUIDINGS
Tel +61 2 9281 7200
Tel night one +61 2 9281 7200
Fax combi +61 2 9281 7289
www.bvn.com.au
ELIS
CATHY ELLIS (Dir)
ANDREW MCCANN
LEONAR ALBANESE
SUZIE HAGELLY
DEBBIE KIRK O'BRIEN

INTELLECTUAL PROPERTY
COPYRIGHT BVN & ARCHITECTS NSW PTY LIMITED. ONLESS ETHERWISE AGREED IN WRITING ALL RIGHTS TITLES DESIGNS AND DATA (EXCLUDE TO PAYMENT IN FULL) ETC & DRAWINGS ETC THIS DOC AND THE IP INCLUDED IN IT REMAIN THE PROPERTY OF BVN & ARCHITECTS NSW. THIS DOC IS NOT TO BE USED FOR ANY PURPOSE NOT AGREED TO IN WRITING BY BVN AND THIS MEN TIONT NOT TO BE GIVEN TO ANY THIRD PARTY. DO NOT SCALE THIS DRAWING. USE FIGURED DIMENSIONS ONLY. ALL DIMENSIONS AND ERRORS AND OMISSIONS TO BE REPORTED TO THE ARCHITECT BEFORE AND PRIOR TO WORK COMMENCING

ISSUE	DATE	FOR	CHKD
01	03.11.23	STAGE 2 DA AMENDED SUBMISSION	

NOTE
CON TRACTOR TO CHECK AND VERIFY ALL DIMENSIONS & DATA PRIOR TO CO MMENCEMENT OF WORK OR PREPARATION OF SHOP DRAWINGS. DO NOT SCALE THIS DRAWING

SITE BOUNDARY
TOTAL AREA : 12,215 M 2

DENOTES BOUNDARY OF THE FUTURE ACQUISITION FROM COUNCIL (AND DEDICATED TO THE PUBLIC) ALONG JONES STREET IS YET TO BE DETERMINED & FINALISED. TOTAL AREA : 1,126 M 2

KEY PLAN

PLANNER	GYDE CONSULTING (02) 9068 7500
STRUCTURAL	EI AUSTRALIA (02) 9516 0722
SERVICES	IGS ENGINEERING (02) 8488 4600
LANDSCAPE	OCULUS (02) 9557 5533
CLIENT	LANDREAM
CLIENT NUMBER	
PROJECT MANAGER	ARGENTUM GROUP (02) 9037 0877
PROJECT	WATTLE STREET 14-26 WATTLE STREET, PYRMONT
BVN PROJECT NUMBER	21.09.023
TRUE NORTH / PROJECT NORTH	
GRAPHIC SCALE	0 20.00 50.00
SCALE @A1	DO NOT SCALE
STATUS	
DRAWING	COMPLIANCE - MATERIAL BOARD - SHEET 02
DRAWING NUMBER	AR-DA-A 19T-XX-81
ISSUE	01

WATTLE STREET PROJECT INFO: 14-26 WATTLE STREET, PYRMONT NSW 2009
DA No. D/2023/97, Friday 03. November. 2023
SHEET 03

NOTE: MATERIAL SCHEDULE FOR COLOURS REFERENCE ONLY. MATERIAL SPECIFICATION CAN BE EQUIVALENT OR SIMILAR.

	DESCRIPTION	LOCATION	MATERIAL	FINISH	COLOUR	SAMPLE	SUPPLIER	SPECIFICATION	LINK	COMMENTS
• EWS-202	**Apartment external façade**	**C- Courtyard building (Residential)**								
AMW-201	Frame: Aluminium		Aluminium	Powdercoat, Matt	Basalt		Dulux	Basalt Matt 90Z7865M DLX0523 DTECZE 18	https://duluxpowders.com.au/product/duratec-æus-basalt-matt/	See material boards
GLS-001	Glazing: Clear vision		Glass	-	Clear		SG China Southern Glass Holding	Clear Glass	http://www.csgglass.com/eng/product/index.asp	Sample in transit
-	Type: Fix, Slider, Awning		-	-	-	-	-	-	-	-
• EWS-301	**Full height shopfront glazing**	**D - Wattle Street building Retail frontage**								
AMW-301	Frame: Aluminium plate surround to retail glazing window		Aluminium	Anodised	Natural		Frame: to be defined with contractor	Ref Finish: Platinum E87Cm (Matt)	https://aafonline.com.au/find-a-finish-results/platinum-e87cm/	See material boards
GLS-001	Glazing: Clear vision		Glass	-	Clear		SG China Southern Glass Holding	Clear Glass	http://www.csgglass.com/eng/product/index.asp	Sample in transit
-	Type: Fix. Slider		-	-	-	-	-	-	-	-
LVR-301	Louvres: Recessed		Aluminium	Anodised	Natural		Louvres: to be defined with contractor	Ref Finish: Platinum E87Cm (Matt)	https://aafonline.com.au/find-a-finish-results/platinum-e87cm/	See material boards
• EWS-302	**Apartment / Wintergarden external façade**	**D - Wattle Street building (Residential levels below 8)**								
AMW-302	Frame: Aluminium		Aluminium	Powdercoat, Matt	Pink		Dulux	to Match: Pink Sand - Matt 2724410M	https://duluxpowders.com.au/product/duralloy-pink-sand-matt/	See material boards
GLS-001	Glazing: Clear vision		Glass	-	Clear		SG China Southern Glass Holding	Clear Glass	http://www.csgglass.com/eng/product/index.asp	Sample in transit
-	Type: Fix, Slider, Awning, Louvres		-	-	-	-	-	-	-	-
• EWS-303	**Apartment / Wintergarden external façade**	**D - Wattle Street building (Residential levels 8 and 9)**								
AMW-303	Frame: Aluminium		Aluminium	Powdercoat, Metallic	Pink		Dulux	to Match: Pink Sand - Matt 2724410M	https://duluxpowders.com.au/product/duralloy-pink-sand-matt/	See material boards
GLS-001	Glazing: Clear vision		Glass	-	Clear		SG China Southern Glass Holding	Clear Glass	http://www.csgglass.com/eng/product/index.asp	Sample in transit
-	Type: Fix, Slider, Awning, Louvres		-	-	-	-	-	-	-	-
• EWS-401	**Unitised curtain wall system**	**E - Fig Street Building**								
AMW-401	Frame: Aluminium		Aluminium	Powdercoat, Metallic	Red		Dulux	S06F9 Carmen Miranda	https://www.dulux.com.au/colour/reds/carmen-miranda/	See material boards
GLS-002	Glazing: Clear vision DGU		Glass	-	Clear		SG China Southern Glass Holding	Clear Glass	http://www.csgglass.com/eng/product/index.asp	Sample in transit
-	Type: Fix, Slider, Awning		-	-	-	-	-	-	-	-
AMW-410	Spandrel & Cladding: Powdercoated aluminium solid		Aluminium	Powdercoat, Metallic	Red		Dulux	S06F9 Carmen Miranda	https://www.dulux.com.au/colour/reds/carmen-miranda/	See material boards
AMW-420	Sun Shading: Single extrusion aluminium horizontal and vertical		Aluminium	Powdercoat, Metallic	Red		Dulux	S06F9 Carmen Miranda	https://www.dulux.com.au/colour/reds/carmen-miranda/	See material boards
• EWS-402	**Full height shopfront glazing**	**E - Fig Street Building (Facing Jones Street)**								
AMW-401	Frame: Aluminium		Aluminium	Powdercoat, Metallic	Red		Dulux	S06F9 Carmen Miranda	https://www.dulux.com.au/colour/reds/carmen-miranda/	See material boards
GLS-001	Glazing: Clear vision, front glazed		Glass	-	Clear		SG China Southern Glass Holding	Clear Glass	http://www.csgglass.com/eng/product/index.asp	Sample in transit
-	Type: Guillotine sliding windows to retail facade		-	-	-	-	-	-	-	-
• EWS-403	**Shopfront glazing**	**E - Fig Street Building (Facing Sandstone wall)**								
AMW-401	Frame: Aluminium		Aluminium	Powdercoat, Metallic	Red		Dulux	S06F9 Carmen Miranda	https://www.dulux.com.au/colour/reds/carmen-miranda/	See material boards
GLS-001	Glazing: Clear vision		Glass	-	Clear		SG China Southern Glass Holding	Clear Glass	http://www.csgglass.com/eng/product/index.asp	Sample in transit
-	Type: Fix Glass		-	-	-	-	-	-	-	-
AMW-410	Shadowbox Cladding		Aluminium	Powdercoat, Metallic	Red		Dulux	S06F9 Carmen Miranda	https://www.dulux.com.au/colour/reds/carmen-miranda/	See material boards

C:\bim\revit\REVIT_LOCAL\D22\WR_D 2019\23_MISC_SHEETS_Cache_Wattle.rvt 3/11/2023 2:03:23 PM

BVN

ARCHITECTS REGISTRATION BOARD
NOM NATED ARCHITECTS:
NSW
KEN NAKTOSKA FFCHA 10447
TIM ALLEN 6371
TIM ALLEN 6371
TIM ALLEN 6371
TIM PETER FFNSW 7 FNZIA
ERIC SLEE 6 NSW 5 NZ
ANDREW MCNAMARA 6 NSW
Telephone +61 2 9287 7200
Facsimile +61 2 9287 7299
www.bvn.com.au
ELIS
ELIS TOLLER 4 NSW
ELIS TOLLER 4 NSW
LEONARD BUNNING
SUZSO KIRI KELLY
DEBRA DORA O'BRIEN

INTELLECTUAL PROPERTY
COPYRIGHT BVN & ARCHITECTS NSW PTY LIMITED. UNLESS ETHERWISE AGREED IN WRITING ALL RIGHTS TITLE AND OWNERSHIP IN THIS DOCUMENT AND ITS SUBJECT TO PAYMENT IN FULL ETH & ERNE MARS TO THE DOC ANE NT NOT ONLY THE ORIGINAL DOCUMENT BUT ALSO ANY COPIES MADE BY ANY PERSON WHO RECEIVES IT. AND DELIVERS IT. NO PART PIECE IN WHOLE OR BYAN S THIS DOCUMENT MAY NOT BE 2 ETHERWISE USED. OR DISTRIBUTED WITHOUT THE PRIOR WRITTEN CONSENT OF BVN & ARCHITECTS NSW PTY LIMITED. BVN & ARCHITECTS NSW PTY LIMITED ACCEPTS NO LIABILITY FOR ANY DAMAGE ARISING FROM THE USE OF THIS DOCUMENT BY ANY PERSON WHO HAS NOT BEEN GIVEN PERMISSION TO USE THE DOCUMENT ALL LEGAL AND PERMISSIONS BVN & ARCHITECTS NSW PTY LIMITED

ISSUE	DATE	FOR	CHKD
D	03.10.23	STAGE 2 DA AMENDED SUBMISSION	

NOTE
CONTRACTOR TO CHECK AND VERIFY ALL DIMENSIONS & DATE PRIOR TO CONMENCEMENT OF WORK AND REPORT ANY DISCREPANCIES OR OMISSIONS TO ARCHITECT. DO NOT SCALE THIS DRAWING

SITE BOUNDARY
TOTAL AREA : 12,215 M 2

DENOTES BOUNDARY OF THE FUTURE ACQUISITION IN FROM COUNCIL L AND (DEXKE. RYAN. DETRIST OF BOUNDARY ALONG JONES STREET IS YET TO BE DETERMINED & FINALIZED. TOTAL AREA : 1,218 M 2

KEY PLAN

PLANNER	GYDE CONSULTING (02) 9068 7500
STRUCTURAL	EI AUSTRALIA (02) 9516 0722
SERVICES	IGS ENGINEERING (02) 8488 4600
LANDSCAPE	OCULUS (02) 9557 5533
CLIENT	LANDREAM
CLIENT NUMBER	
PROJECT MANAGER	ARGENTUM GROUP (02) 9037 0877
PROJECT	WATTLE STREET 14-26 WATTLE STREET, PYRMONT
BVN PROJECT NUMBER	21.09.023
TRUE NORTH / PROJECT NORTH	
GRAPHIC SCALE	0 20.00 50.00
SCALE	@A4 DO NOT SCALE
STATUS	
DRAWING	COMPLIANCE - MATERIAL BOARD - SHEET 03
DRAWING NUMBER	AR-DA-A 19T-XX-82
ISSUE	01

WATTLE STREET PROJECT INFO: 14-26 WATTLE STREET, PYRMONT NSW 2009
DA No. D/2023/97, Friday 03.November.2023
SHEET 04

NOTE: MATERIAL SCHEDULE FOR COLOURS REFERENCE ONLY. MATERIAL SPECIFIFCATION CAN BE EQUIVALENT OR SIMILAR.

	DESCRIPTION	LOCATION	MATERIAL	FINISH	COLOUR	SAMPLE	SUPPLIER	SPECIFICATION	LINK	COMMENTS
SCREENING										
• SCN-101	Aluminium screening to window (Dark Sand)	B- Jones Street building (North Side)	Aluminium	Powdercoat, Matt	Dark Sand		Dulux	To match: S15B2 Candle Bark	https://www.dulux.com.au/specifier/colour/s15/candle-bark/.	See material boards
• SCN-102	Mesh balustrade screening	B - Childcare Facility	Stainless Steel	Natural	Natural		Jakob Rope System	Art. Nr. 21261-0150-060 60mm - 1.5mm	https://jakob-usa.com/cat/productos%20pfd-7/stainless-steel-net-webnet-micro-with-clamp.pdf	Sample at BVN office
• SCN-103	Aluminium screening to rooftop plant (Dark Sand)	B- Jones Street building (North Side)	Aluminium	Powdercoat, Matt	Dark Sand		Dulux	To match: S15B2 Candle Bark	https://www.dulux.com.au/specifier/colour/s15/candle-bark/.	See material boards
• SCN-104	Aluminium screening to rooftop plant (Bronze)	B- Jones Street building (South Side)	Aluminium	Powdercoat, Metallic	Bronze		Dulux	To match: Medium Bronze Kinetic 90681831F ELECTR 16	https://duluxpowders.com.au/product/medium-bronze/	See material boards
• SCN-105	Horizontal Aluminium screening to window (Monument)	B- Jones Street building (North Side)	Aluminium	Powdercoat, Matt	Monument		Dulux	Monument Matt 90281891M DLX0723 DTECZE 11	https://duluxpowders.com.au/product/monument-5/	See material boards
• SCN-106	Aluminium screening to window (Custom Metallic Orange)	B- Jones Street building (South Side)	Aluminium	Powdercoat, Metallic	Orange		Dulux	To match S08E8 Very Terracotta	https://www.dulux.com.au/specifier/colour/s08/very-terracotta/	See material boards
• SCN-107	Retractable aluminium screening to window (Bronze)	B- Jones Street building (South Side)	Aluminium	Powdercoat, Metallic	Bronze		Dulux	To match: Medium Bronze Kinetic 90681831F ELECTR 16	https://duluxpowders.com.au/product/medium-bronze/	See material boards
• SCN-201	Mesh balustrade screening	C- Courtyard building	Stainless Steel		Natural		Jakob Rope System	Art. Nr. 21261-0150-060 60mm - 1.5mm	https://jakob-usa.com/cat/productos%20pfd-7/stainless-steel-net-webnet-micro-with-clamp.pdf	Sample at BVN office
• SCN-301	Anodised aluminium screening (Metallic Pink)	D- Wattle Street building (Sloped roofplant)	Aluminium	Anodised	Pink		Dulux	to Match: Pink Sand - Matt 2724410M	https://duluxpowders.com.au/product/duralloy-pink-sand-matt/	See material boards
• SCN-302	Vertical anodised aluminium screening	D- Wattle Street building (Ground floor plant areas)	Aluminium	Anodised	Natural		AAF Australian Aluminium Finishing	Platinum E87Cm (Matt)	https://aafonline.com.au/find-a-finish-results/platinum-e87cm/	See material boards
• SCN-303	Aluminium screening to window (Matt Pink)	D- Wattle Street building	Aluminium	Powercoat, Matt	Pink		Dulux	to Match: Pink Sand - Matt 2724410M	https://duluxpowders.com.au/product/duralloy-pink-sand-matt/	See material boards
• SCN-401	Vertical anodised aluminium screening	E- Fig Street building (Ground floor plant areas)	Aluminium	Anodised	Natural		AAF Australian Aluminium Finishing	Platinum E87Cm (Matt)	https://aafonline.com.au/find-a-finish-results/platinum-e87cm/	See material boards
• SCN-402	Roller Shutter	E- Fig Street building (Loading dock)	Aluminium	Anodised	Natural		AAF Australian Aluminium Finishing	Platinum E87Cm (Matt)	https://aafonline.com.au/find-a-finish-results/platinum-e87cm/	See material boards
• SCN-403	Aluminium screening to rooftop plant (Red)	E - Fig Street Building Awning	Aluminium	Powercoat, Metallic	Red		Dulux	S06F9 Carmen Miranda	https://www.dulux.com.au/colour/reds/carmen-miranda/	See material boards

BVN

ARCHITECTS REGISTRATION BOARD
NOMINATED ARCHITECTS
NSW
HEN NINETTO PYTOW 6367
FIAS JAMES HUNTER
7141 ALAN JOHNSTON
7301 IAN PATON BLAIR
7420 ANDREW JOHN MCNAB
7424 PETER FYFE NG
6467 GLEN ROSS NG
7421 ANDREW JOHN WEBB
Telephone +61 2 9287 7200
Facsimile +61 2 9287 7299
www.bvn.com.au
ACT
7176 GILLIAN ANN
7177 ANDREW JOHN MCNAB
7178 MARK ALEXANDER
5133 DAVID KELLY
5934 JOHN O'BRIEN

INTELLECTUAL PROPERTY
COPYRIGHT BVN & ARCHITECTS NSW PTY LIMITED. UNLESS OTHERWISE AGREED IN WRITING ALL RIGHTS TITLES AND INTERESTS IN THE DESIGN INCLUDING BUT NOT LIMITED TO, ALL OTHER INTELLECTUAL PROPERTY RIGHTS, IN ALL FORMS, EXISTING FOR THE DURATION OF THE WORLD IN ACCORDANCE WITH THE RELEVANT LAWS OF THE COMMONWEALTH OF AUSTRALIA AND THE RELEVANT LAWS OF THE COUNTRIES IN WHICH THE WORK IS TO BE PERFORMED, ARE RESERVED TO BVN. NO PART OF THIS DESIGN MAY BE USED, REPRODUCED OR TRANSMITTED IN ANY FORM OR BY ANY MEANS, ELECTRONIC OR MECHANICAL, INCLUDING PHOTOCOPYING, RECORDING OR ANY INFORMATION STORAGE AND RETRIEVAL SYSTEM, WITHOUT ALL OR SOME OF BVN'S PRIOR WRITTEN PERMISSION.

NOTE
BEFORE COMMENCING WORK, VERIFY ALL DIMENSIONS & SITE PRIOR TO THE MANUFACTURE OF ANY ITEM OR COMMENCING WORK. DO NOT SCALE THIS DRAWING.

ISSUE	DATE	FOR	CHKD
D	03.10.23	STAGE 1 DA MOD SUBMISSION	

SITE BOUNDARY
TOTAL AREA : 12,215 M 2

DENOTES BOUNDARY OF THE FUTURE ACQUISITION IN FROM COUNCIL (AND DEDICATED TO THE PUBLIC) ALONG JONES STREET IS YET TO BE DETERMINED & FINALISED. TOTAL AREA : 1,218 M 2

KEY PLAN

PLANNER
GYDE CONSULTING
(02) 9068 7500
STRUCTURAL
EI AUSTRALIA
(02) 9516 0722
SERVICES
IGS ENGINEERING
(02) 8488 4600
LANDSCAPE
OCULUS
(02) 9557 5533

CLIENT
LANDREAM
CLIENT NUMBER
PROJECT MANAGER
ARGENTUM GROUP
(02) 9037 0877

PROJECT
WATTLE STREET
14-26 WATTLE STREET, PYRMONT
BVN PROJECT NUMBER
21.09.023

C:\Users\andrew.WEVITT_LOCAL.0310.WR_2.0190.05_MOD_SHEETS_Cache_Wallcard 2023.10.03 10:34:11 PM

TRUE NORTH
PROJECT NORTH
GRAPHIC SCALE
0 20.00 50.00
SCALE
@A4 DO NOT SCALE
STATUS

DRAWING
COMPLIANCE - MATERIAL BOARD - SHEET 04
DRAWING NUMBER
AR-DA-A 19T-XX-83
ISSUE
01

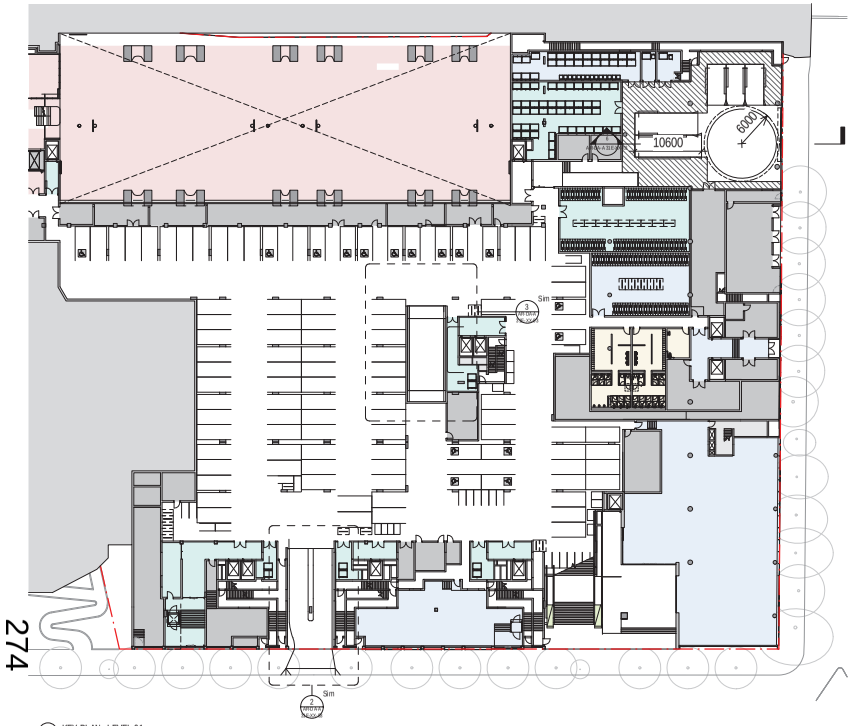

1 KEY PLAN - LEVEL 01

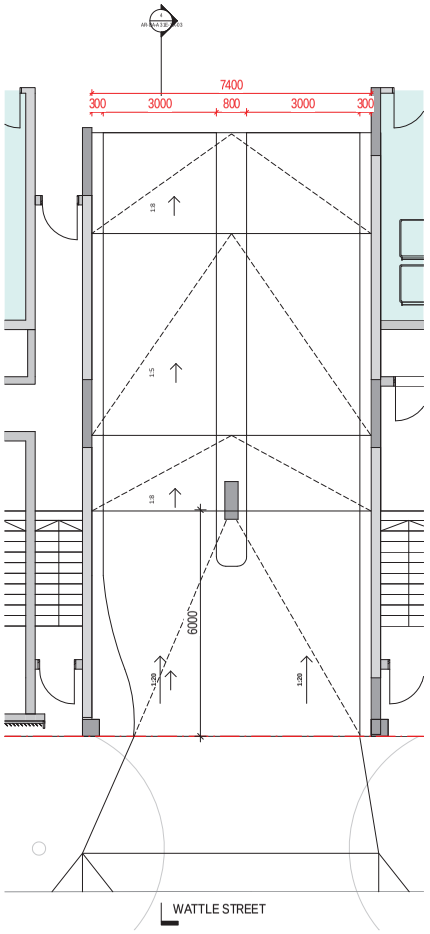

2 CARPARK RAMP LEVEL 01 DOWN TO LEVEL 00

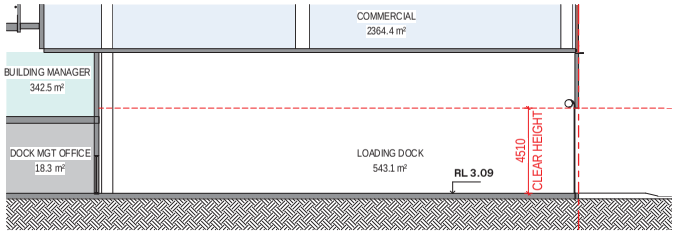

6 LOADING DOCK ENTRY

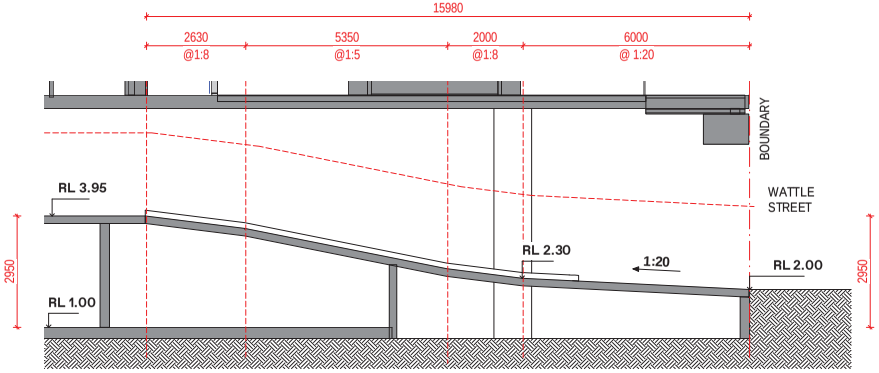

4 WATTLE STREET RAMP LEVEL 01

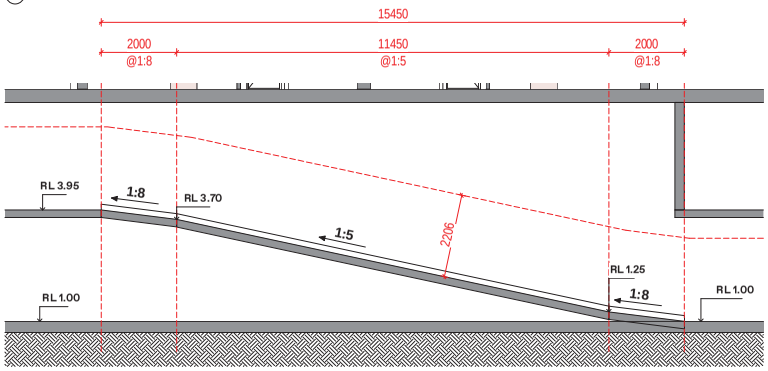

5 CARPARK RAMP

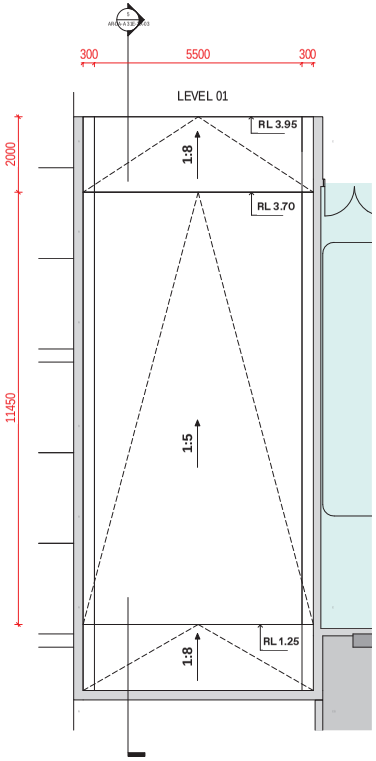

3 WATTLE STREET RAMP LEVEL 00 UP TO LEVEL 01

C:\Users\mcaza\Desktop\REVIT_LOCAL\18-22 WATTLE STREET_PODIUM_Mcaza.rvt 8/21/2023 11:52:57 PM

BVN

ARCHITECTS REGISTRATION BD-4-00 / NOMINATED ARCHITECTS

NSW
KEN NINETS (NRA 7177)(NSW 5367)
TIM ROBERTS (NSW 6367)
TILL ALAN CARTER
(7631 NA ITA ID) (6.1.4)
PETER JOHN MCCARTHY
(7631 PETER TYRIE DE)
(8367 ISSA ITA ID) MS
ANDREW JOHN MCCARTHY
(7631 ANDREW JOHN MCCARTHY)

Telephone +61 2 9287 7200
Facsimile +61 2 9287 7299
www.bvn.com.au

CLD
DUSTIN SULLIVAN
(8226 DUSTIN SULLIVAN)
CORNARIN KARNAGIN
(5230 KARNAGIN)
DEBRA ANN OBRIEN

INTELLECTUAL PROPERTY
COPYRIGHT BVN & ARCHITECTS NB PTY LIMITED. UNLESS OTHERWISE AGREED IN WRITING ALL RIGHTS TO THIS DOCUMENT ARE OUR ASSET TO PROPERTY IN FULL FORM & WHICH WE RETAIN THIS DOC AND NT MAY ONLY BE USED FOR THE PURPOSE FOR WHICH IT WAS PROVIDED. ANY OTHER USE WAS BEEN CREATED IS NOT BELIEVING IS A WRITTEN IS WRITTEN AGREEMENT BVN AN ITTHIS DEED MEN THAN NOT BE ITORBRIVIDE UN EL DE ZO HEID ROM ANY OTHER PERSON OR ENTITY. ALL RIGHTS ARE RESERVED. NO PART OF THIS ROM AND WITHOUT LIMITING BVN'S RIGHTS THE USER IS CLAIMED AND INDEMNIFIED BVN FREHAVE AGAINST ALL LOSS SO HAR ON S.

NOTE
SCN TRACTOR TO CHECK AND VERIFY ALL ZONE MEANING ON SITE PRIOR TO COMMENCEMENT OF WORK OR IF INFORMATION IS OF DOUTE MANAGEL DO NOT SCALE THIS DRAWIN G

ISSUE	DATE	FOR	CHKD
01	08/08/22	SKETCH ONLY	
02	21.10.22	STAGE 2 DA DRAFT B	
03	2.08.22	FOR INFORMATION	
04	4.08.2023	STAGE 2 DA SUBMISSION	
05	4.08.23	STAGE 2 DA AMENDED SUBMISSION	

SITE BOUNDARY
TOTAL AREA: 12,121M2

DENOTES BOUNDARY OF THE FUTURE ACQUISITION FROM COUNCIL (LANDS 23.8 M2). FINAL EXTENT OF BOUNDARY ALONG JONES STREET IS YET TO BE DETERMINED & FINALISED. TOTAL AREA: 12,121M2

KEY PLAN

PLANNER
GYDE CONSULTING
(02) 9068 7500
STRUCTURE
EI AUSTRALIA
(02) 9516 0722
SERVICES
IGS ENGINEERING
(02) 8488 4600
LANDSCAPE
OCULUS
(02) 9957 9533

CLIENT
LANDCEAM
CLIENT NUMBER
PROJECT MANAGER
ARGENTUM GROUP
(02) 9037 0977

PROJECT
WATTLE STREET
14-26 WATTLE STREET, PYRMONT
BVN PROJECT NUMBER
21.09.023

TRUE NORTH
PROJECT NORTH
GRAPHIC SCALE
0 20.00 50.00
SCALE
As indicated @ A1
DO NOT SCALE
STATUS

DRAWING
CARPARK RAMP
DRAWING NUMBER
AR-DA-A 31E-XX-03
ISSUE
05

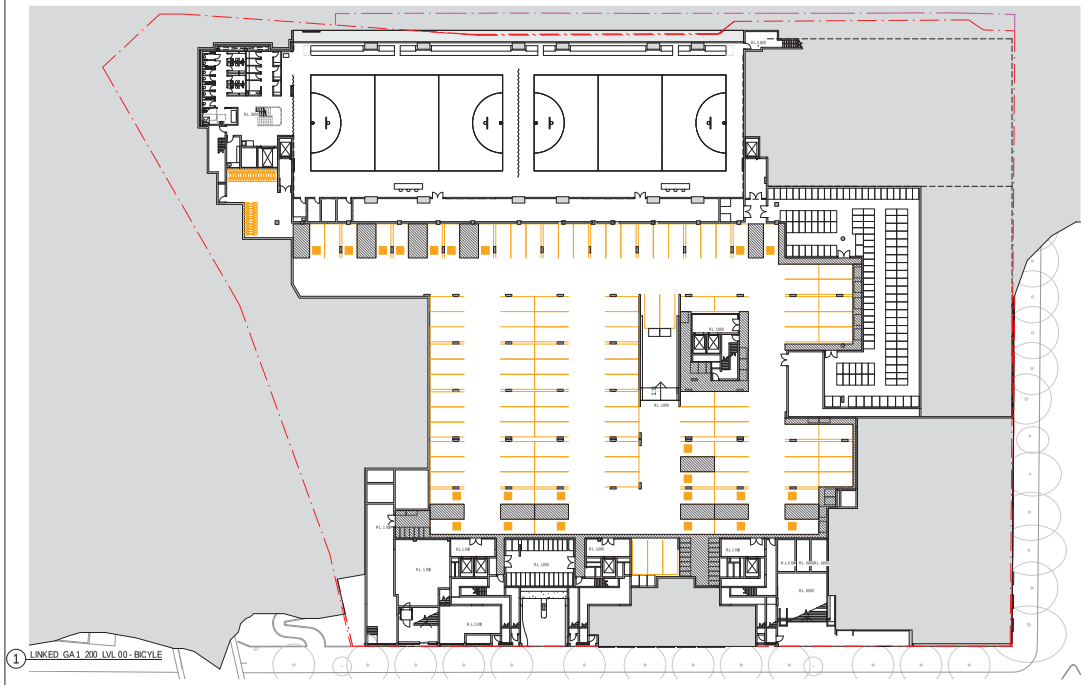

1 LINKED_GA 1_200_LVL 00 - BICYLE

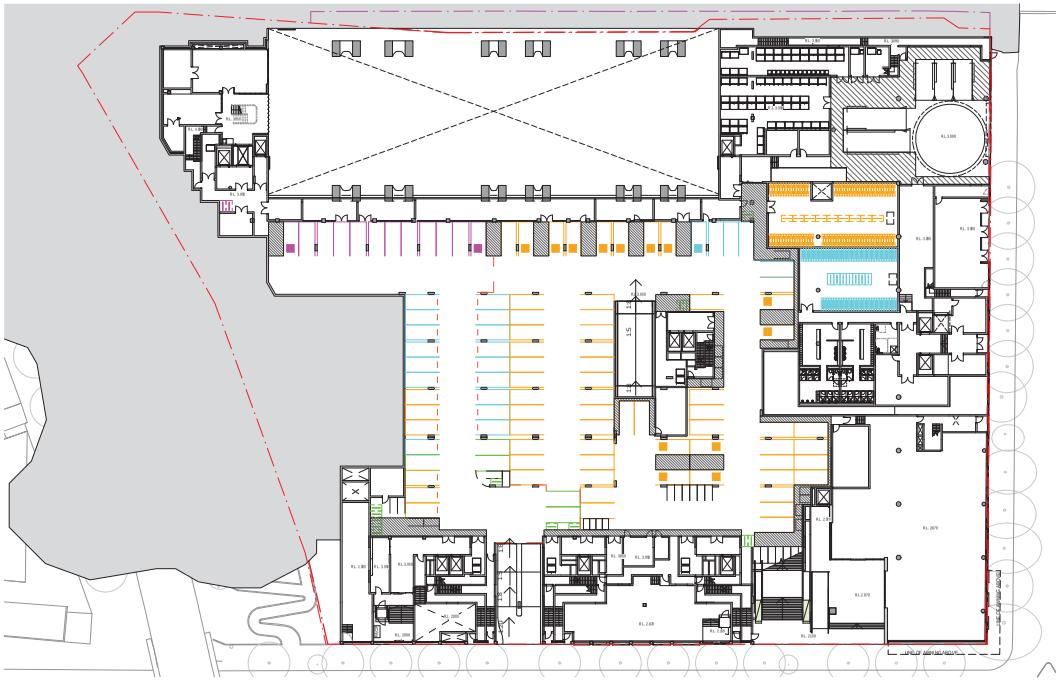

2 LINKED_GA 1_200_LVL 01 - BICYCLE

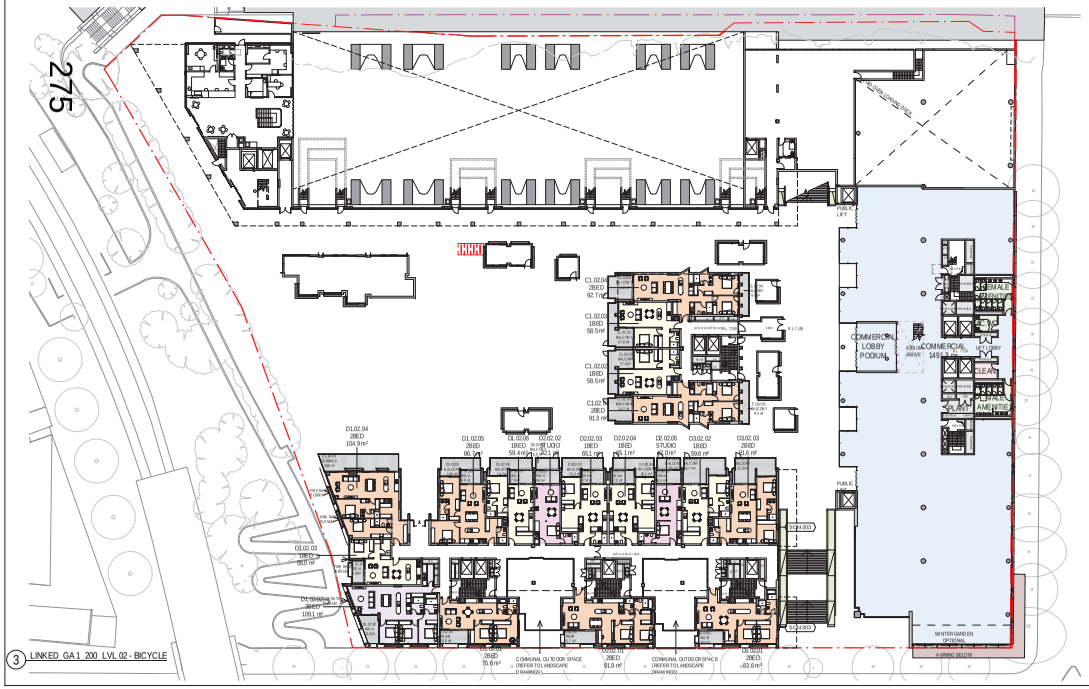

3 LINKED_GA 1_200_LVL 02 - BICYCLE

R-03-BIKE SCHEDULE_DA				
CATEGORY	LEVEL	TYPE	RACK COUNT	BIKE COUNT
CC				
CC	LVL 01 PODIUM	FIVE AT HEART - THE WISHBONE - DOUBLE	2	4
			2	4
COMM				
COMM	LVL 01 PODIUM	CORA - E3DT SERIE - DOUBLE	68	136
COMM	LVL 01 PODIUM	FIVE AT HEART - THE WISHBONE - DOUBLE	7	14
			75	150
RESI				
RESI	LVL 00 PODIUM	CORA - E3DT SERIE - DOUBLE	32	64
RESI	LVL 01 PODIUM	CORA - E3DT SERIE - DOUBLE	87	174
RESI	LVL 01 PODIUM	FIVE AT HEART - THE WISHBONE - DOUBLE	9	18
			128	256
RETAIL				
RETAIL	LVL 02 WATTLE	FIVE AT HEART - THE WISHBONE - DOUBLE	4	8
			4	8
VIS				
VIS	LVL 01 PODIUM	FIVE AT HEART - THE WISHBONE - DOUBLE	13	26
			13	26

RESIDENTIAL: EV CHARGING CAPACITY PROVIDED (DB BOARD) FOR 100% RESIDENTIAL PARKING

COMMERCIAL: EV CHARGING CAPACITY PROVIDED (DB BOARD) AND EV CHARGERS PROVIDED FOR 10% COMMERCIAL PARKING

R-03-CAR PARKING SCHEDULE_DA			
TYPE MARK	TYPE	Level	COUNT
CC DROP OFF	5.4 x 2.4 _CHILDCARE DROP OFF	LVL 01 PODIUM	5
CC DROP OFF: 5			5
CC DROP OFF DDA	5.4 x 2.4 _DDA CC DROP OFF	LVL 01 PODIUM	1
CC DROP OFF DDA: 1			1
CC STAFF	5.4 x 2.4 _CHILDCARE STAFF	LVL 01 PODIUM	5
CC STAFF: 5			5
CC STAFF DDA	5.4 x 2.4 _DDA CC STAFF	LVL 01 PODIUM	1
CC STAFF DDA: 1			1
CC: 12			12
COM	5.4 x 2.4 _COMMERCIAL	LVL 01 PODIUM	19
COM: 19			19
COM CS	5.4 x 2.5 _CARSHARE COM.	LVL 01 PODIUM	1
COM CS: 1			1
COM DDA	5.4 x 2.4 _DDA COM.	LVL 01 PODIUM	1
COM DDA: 1			1
COMM: 21			21
R	5.4 x 2.4 _RESI	LVL 00 PODIUM	98
R	5.4 x 2.4 _RESI	LVL 01 PODIUM	49
R: 147			147
R CS	5.4 x 2.5 _CARSHARE RESI	LVL 01 PODIUM	2
R CS: 2			2
R DDA	5.4 x 2.4 _DDA RESI	LVL 00 PODIUM	23
R DDA	5.4 x 2.4 _DDA RESI	LVL 01 PODIUM	13
R DDA: 36			36
RESI: 185			185
VIS	5.4 x 2.5 _VISITOR	LVL 01 PODIUM	5
VIS: 5			5
VIS: 5			5
TOTAL CARPARK: 223			223

BVN

ARCHITECTS REGISTRATION BD 4450 |
NOM NATED ARCHITECTS
NSW
KEN NINETS DANA TITCHEN DIRECT
PTY. LTD. ACN 000 067 352
ABN 18 000 067 352
NSW ARCHITECTS REGISTRATION BOARD
PRINCIPAL
DIRECTORS
ASSOCIATE DIRECTORS
Telephone +61 2 9287 7200
Facsimile +61 2 9287 7299
www.bvn.com.au

INTELLECTUAL PROPERTY
COPYRIGHT BVN ARCHITECTS NB PTY LIMITED. UNLESS OTHERWISE AGREED IN WRITING ALL RIGHTS TO THIS DOCUMENT ARE COLLECT TO PAYMENT IN FULL OF A BILL BYNC ARCHITECTS THIS DOC ANE NT MAY ONLY BE USED FOR THE PURPOSE FOR WHICH IT WAS PROVIDED BY BVN. THIS WAS BEEN CREATED AND DELIVERED AS A CERTIFICATE IN WRITING BY BVN AN D THIS DOCMENTMAY NOT BE ALTERERNIVISE USED, RE-USED NOR REPRODUCED IN WHOLE OR IN PART WITHOUT THE PRIOR WRITTEN CONSENT OF BVN AND WITHOUT LIMITING BVN'S RIGHTS THE USER IS CLAIMED AND INDEMNIFIED BVN FREE AND HARMLESS AGAINST ALL LOSS SEAR OB S.

NOTE
CON TRACTOR TO CHECK AND VERIFY ALL DIM NSIONS ON SITE PRIOR TO COMMENCEMENT OF WORK OR FABRICATION OF ENGINE RING. DO NOT SCALE THIS DRAWIN G

ISSUE	DATE	FOR	CHKD
G	03.10.23	STAGE 2 DA AMENDED SUBMISSION	

SITE BOUNDARY
TOTAL AREA: 12,121M2

DENOTES BOUNDARY OF THE FUTURE ACQUISITION FROM COUNCIL LAND (3,814M2). FINAL EXTENT OF BOUNDARY ALONG JONES STREET IS YET TO BE DETERMINED & FINALISED. TOTAL AREA: 11,261M2

- CC: CHILDCARE
- COMM: COMMERCIAL
- RETAIL
- RESI: RESIDENTIAL
- VIS: VISITOR

KEY PLAN

PLANNER
GYDE CONSULTING
(02) 9068 7500
STRUCTURE
EI AUSTRALIA
(02) 9516 0722
SERVICES
IGS ENGINEERING
(02) 8488 4600
LANDSCAPE
OCULUS
(02) 9957 5533

CLIENT
LANDREAM
CLIENT NUMBER
PROJECT MANAGER
ARGENTUM GROUP
(02) 9037 0977

PROJECT
WATTLE STREET
14-26 WATTLE STREET, PYRMONT
BVN PROJECT NUMBER
21.09.023

TRUE NORTH
PROJECT NORTH
GRAPHIC SCALE
0 20.00 50.00
SCALE
1 : 80@A0
DO NOT SCALE
STATUS

DRAWING
CAR AND BICYCLE PARKING
DRAWING NUMBER
AR-DA-A 31E-XX-05
ISSUE
01

C:\Users\revit\appDATA\REVIT_LOCAL\2021\AR_R_2021\21.09.023_WSU_PODIUM_Matthias_Oblasov.rvt 8/11/2023 12:01:01 PM

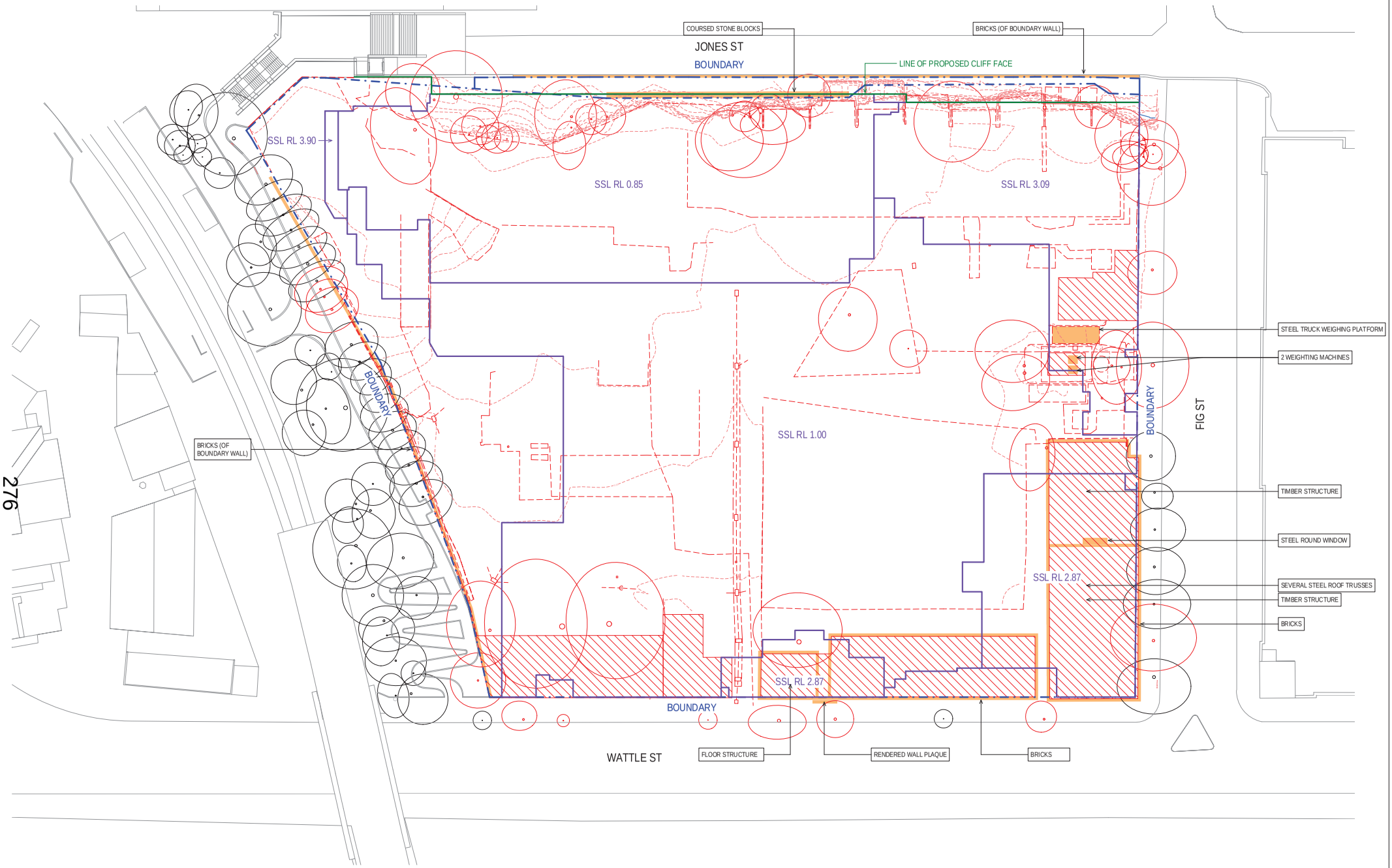

C:\Users\admin\Desktop\REVIT_LOCAL\20221\R_21B0023_WSU_SHEETS_centralc_badmin.rvt 2022-02-23 7:41:13 PM

BVN

ARCHITECTS REGISTRATION NO 4400 / NOMINATED ARCHITECTS
NSW
KEN NINOTS (NAA 7171)(NSW 5367)
ROD SIMS (NSW 6367)
TEL +61 (0)2 9281 5225
FAX 61 (0)2 9281 5227
TEL +61 (0)2 9281 5225
FAX 61 (0)2 9281 5227
LEVEL 6 225 BOURKE ST
LEVEL 6 225 BOURKE ST
SYDNEY NSW 2010
SYDNEY NSW 2010
Telephone +61 2 9281 7200
Facsimile +61 2 9281 7209
www.bvn.com.au
QLD
DUNN SULLIVAN
TEL +61 (0)7 3831 9244
LEVEL 1 / 1 CHARLOTTE PLACE
LEVEL 1 / 1 CHARLOTTE PLACE
BRISBANE QLD 4000
BRISBANE QLD 4000
TEL +61 (0)7 3831 9244
FAX +61 (0)7 3831 9244
WWW.DUNNSULLIVAN.COM

INTELLECTUAL PROPERTY
COPYRIGHT BVN ARCHITECTS (NSW) PTY LIMITED. UNLESS OTHERWISE AGREED IN WRITING ALL RIGHTS TO THIS DOCUMENT ARE EXCLUSIVELY TO PROPERTY IN FULL OTHER ALL RIGHTS ARE RESERVED. THIS DOC AND NT MAY ONLY BE USED FOR THE PURPOSE FOR WHICH IT IS PROVIDED BY BVN. ANY OTHER USE WAS BEEN CREATED IS NOT BELIEVED BY BVN TO BE WRITTEN BY BVN AND THIS DOCS MEN TIMAY NOT BE FURNISHED TO ANY THIRD PARTY WITHOUT BVN'S WRITTEN CONSENT. BVN ACCEPTS NO LIABILITY TO ANY THIRD PARTY WHO MAY RELY ON THIS DOCUMENT WITHOUT BVN'S WRITTEN CONSENT.

NOTE
CON TRACTOR TO CHECK AND VERIFY ALL DIMENSIONS ON SITE PRIOR TO COMMENCEMENT OF WORK OR FABRICATION OF ANY PARTS. DO NOT SCALE THIS DRAWING.

ISSUE	DATE	FOR	CHKD
01	14.01.22	FOR INFORMATION	
02	21.01.22	STAGE 2 DA (DRAFT 01)	
03	2.02.22	FOR INFORMATION	
04	8.02.22	STAGE 2 DA SUBMISSION	

DEMOLITION PLAN - LEGEND

- EXISTING BUILDINGS
- EXISTING CONTOURS
- EXISTING SITE SLABS / HOBS / UPTURNS
- EXISTING SITE SERVICES
- SITE BOUNDARY
- TREES - TO BE RETAINED
- TREES - TO BE REMOVED
- PROPOSED LINE OF CLIFF FACE
- PERIMETER OF PROPOSED BUILDINGS. LOWEST RL OF SSL INDICATED ON PLAN
- ITEMS TO BE SALVAGED

1. SUBJECT TO REVIEW OF USABILITY & QUALITY, BRICKWORK FROM EXISTING BUILDINGS TO BE RETAINED FOR USE ON CENTRAL COURTYARD BUILDING.

2. EXCAVATED SANDSTONE TO BE RETAINED FOR USE IN LANDSCAPE ON PODIUM. EXTENT OF USE TBC.

3. REFER TO ARBORICULTURAL REPORT FOR TREE RETENTION PLAN

4. REFER TO CIVIL ENGINEERS DRAWING FOR DEMOLITION, EROTION AND SEDIMENT CONTROL PLAN

KEY PLAN

PLANNER	GYDE CONSULTING (02) 9068 7500
STRUCTURE	EI AUSTRALIA (02) 9516 0722
SERVICES	IGS ENGINEERING (02) 8488 4600
LANDSCAPE	OCULUS (02) 9957 5533

CLIENT: LANDREAM

CLIENT NUMBER

PROJECT MANAGER: ARGENTUM GROUP (02) 9037 0877

PROJECT: WATTLE STREET 14-26 WATTLE STREET, PYRMONT

BVN PROJECT NUMBER: 21B0023

STATUS

TRUE NORTH / PROJECT NORTH

GRAPHIC SCALE: 0 4000 10000

SCALE: As indicated @ A1 DO NOT SCALE

DRAWING: DEMOLITION PLAN

DRAWING NUMBER: AR-DA-A-21B-00-00 ISSUE: 04

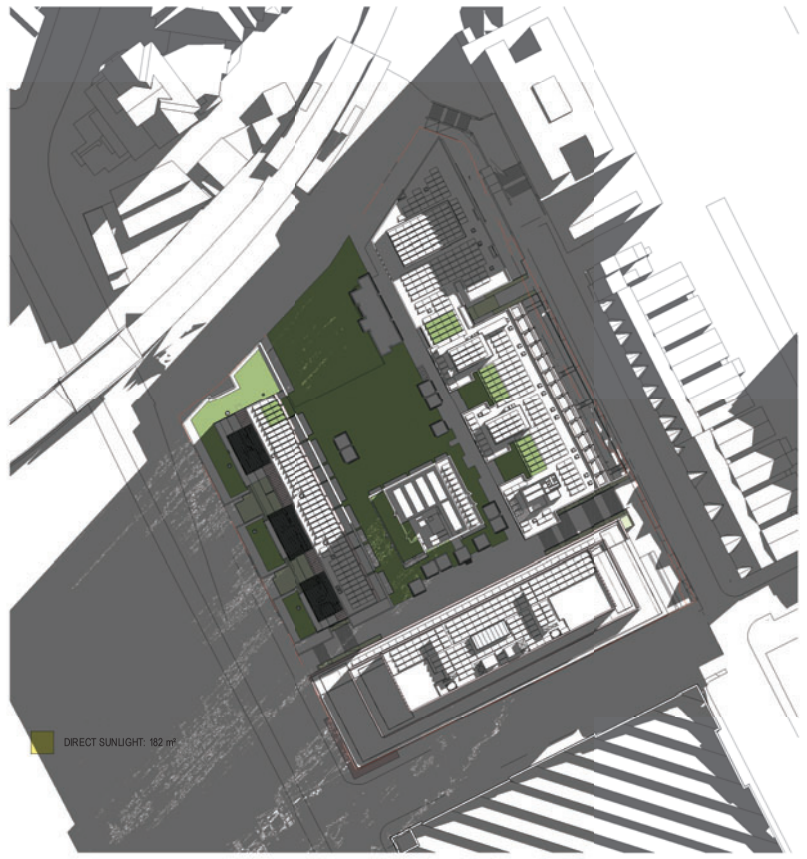

1 **COMMUNAL OPEN SPACE SOLAR COMPLIANCE - 21 JUNE h9.00AM**
SCALE: 1 : 1000

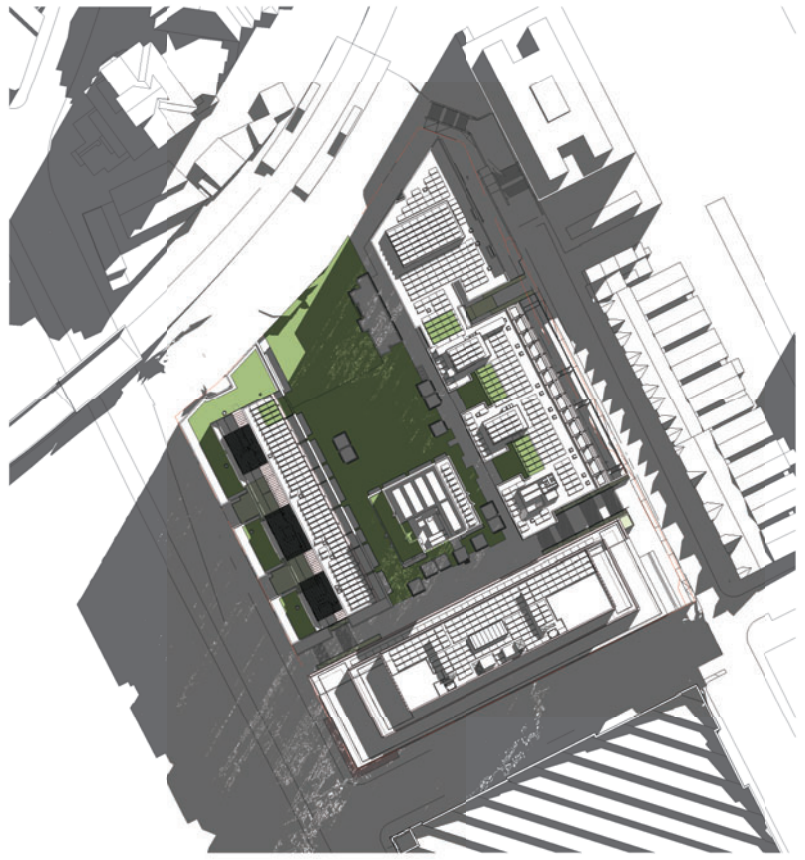

2 **COMMUNAL OPEN SPACE SOLAR COMPLIANCE - 21 JUNE h10.00AM**
SCALE: 1 : 1000

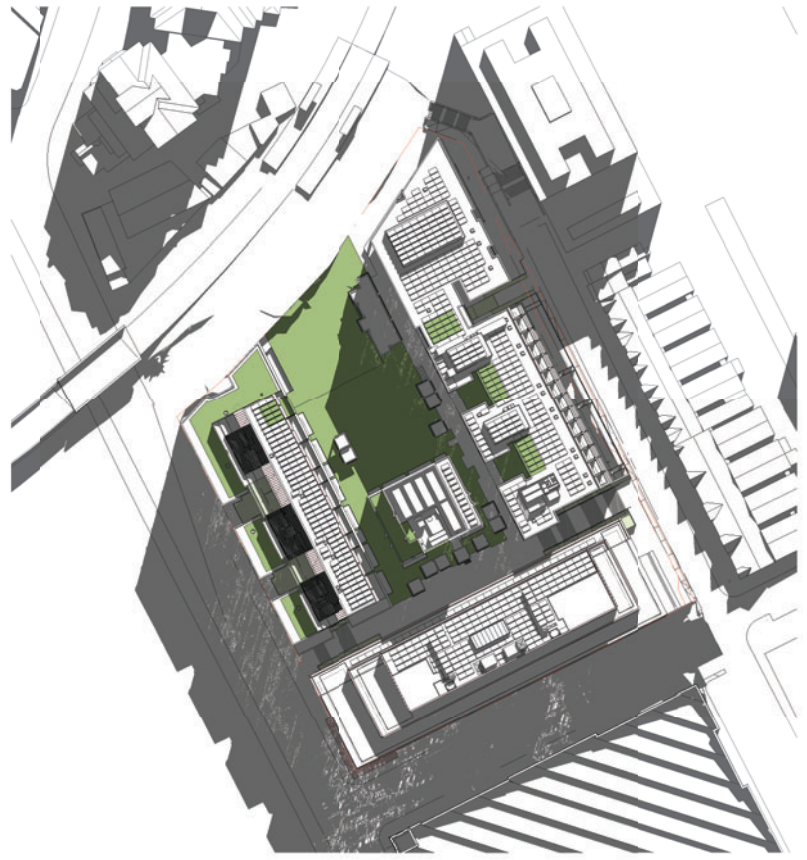

3 **COMMUNAL OPEN SPACE SOLAR COMPLIANCE - 21 JUNE h11.00AM**
SCALE: 1 : 1000

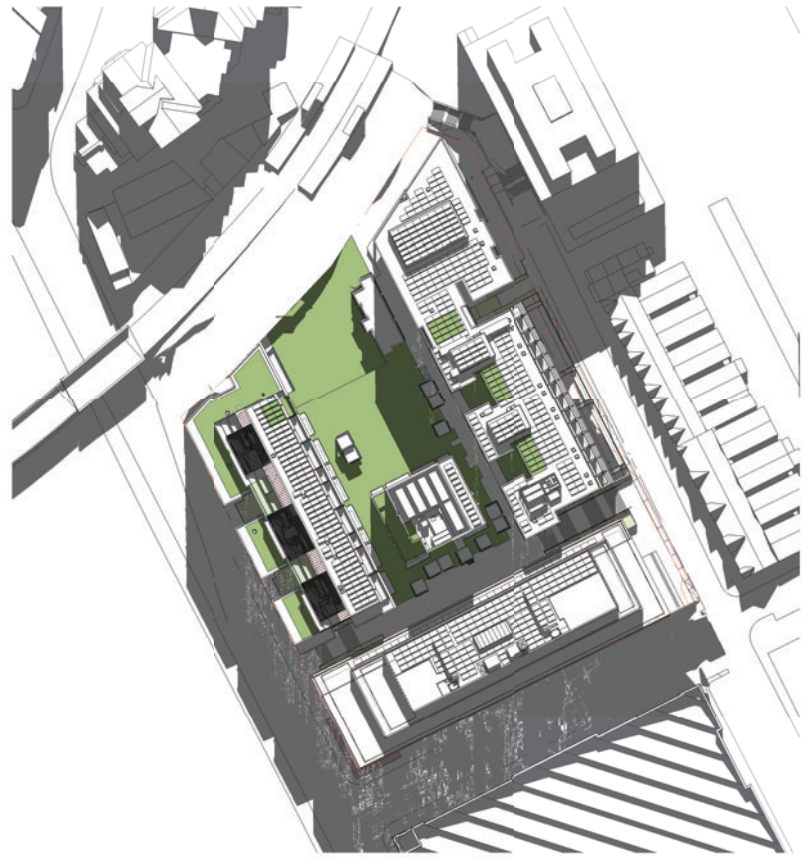

4 **COMMUNAL OPEN SPACE SOLAR COMPLIANCE - 21 JUNE h12.00PM**
SCALE: 1 : 1000

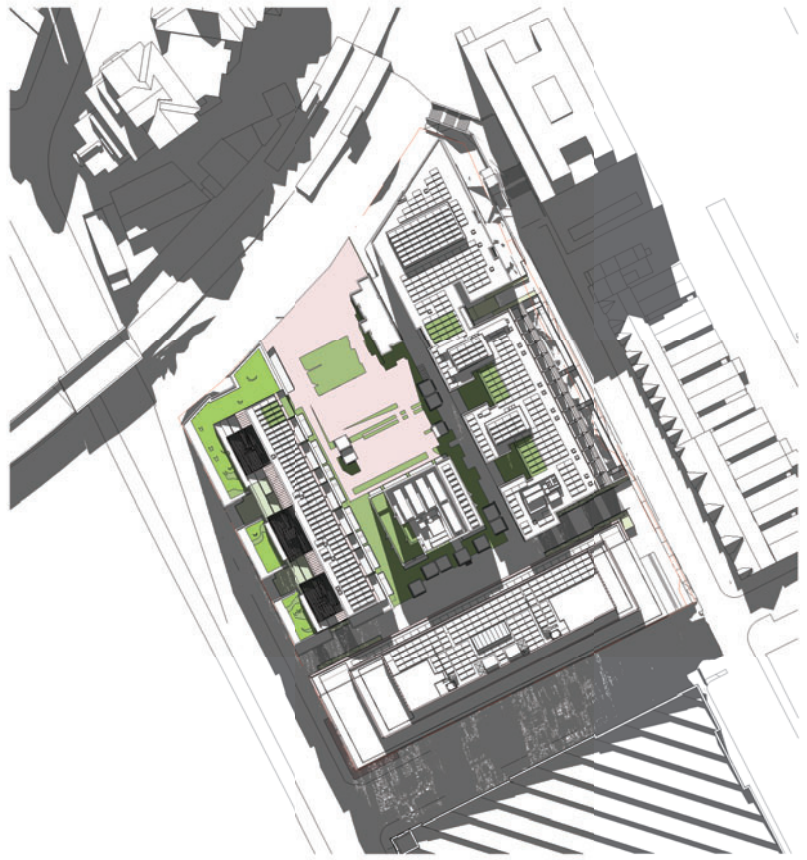

5 **COMMUNAL OPEN SPACE SOLAR COMPLIANCE - 21 JUNE h1.00PM**
SCALE: 1 : 1000

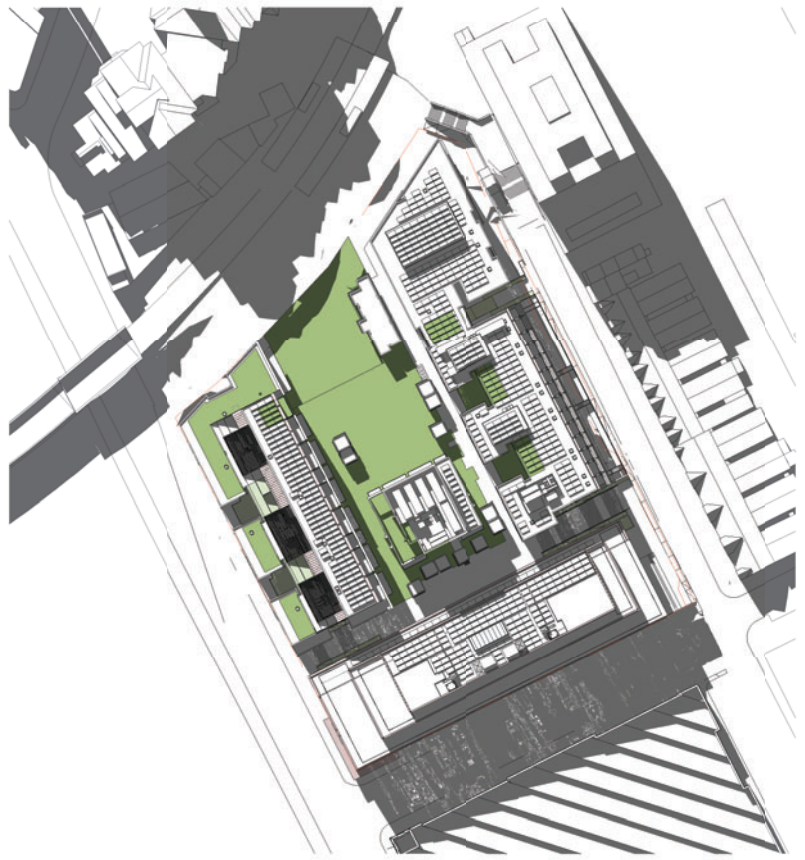

6 **COMMUNAL OPEN SPACE SOLAR COMPLIANCE - 21 JUNE h2.00PM**
SCALE: 1 : 1000

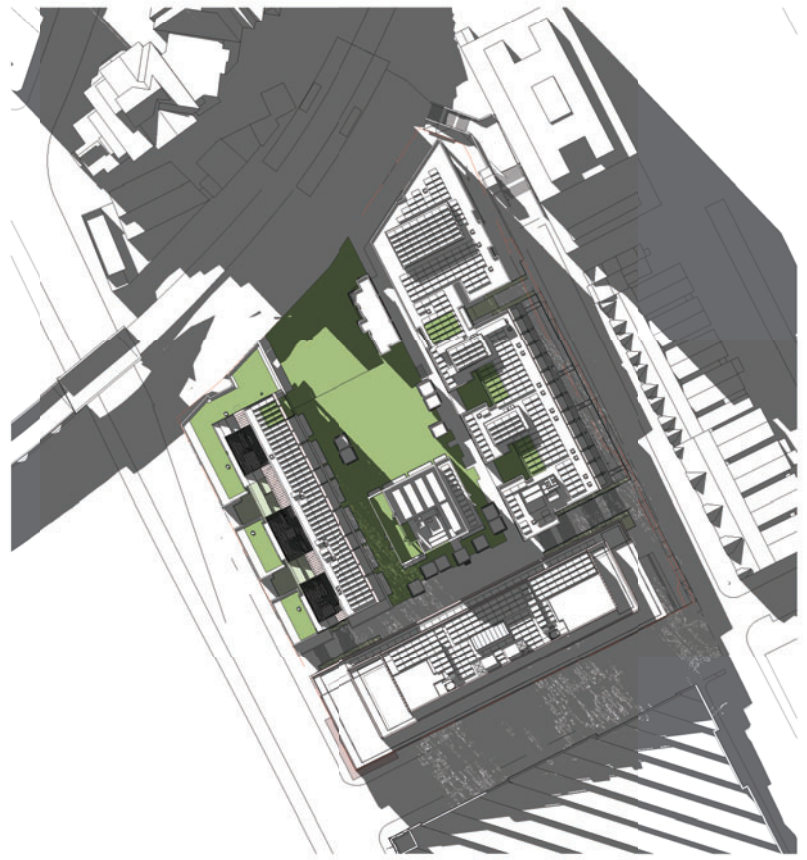

7 **COMMUNAL OPEN SPACE SOLAR COMPLIANCE - 21 JUNE h3.00PM**
SCALE: 1 : 1000

Apartment Design Guide:
Communal and public open space (Objective 3D-1, Design criteria 2)
Developments achieve a minimum of 50% direct sunlight to the principal usable part of the communal open space for a minimum of 2 hours between 9 am and 3 pm on 21 June (mid winter)

SITE AREA	12,361 m²
REQUIRED COMMUNAL OPEN SPACE	3,090 m²
REQUIRED COS AREA GETTING 2H SUN	1,545 m²

- PRIVATE COMMUNAL OPEN SPACE AREA
- PRIVATE COMMUNAL OPEN SPACE GETTING A MINIMUM OF 2H SUN — 1,564 m²
- OUTLINE TO DEMONSTRATE THE PRINCIPLE USEABLE PARTS OF THE COMMUNAL OPEN SPACE WILL RECEIVE >2 HRS SUNLIGHT

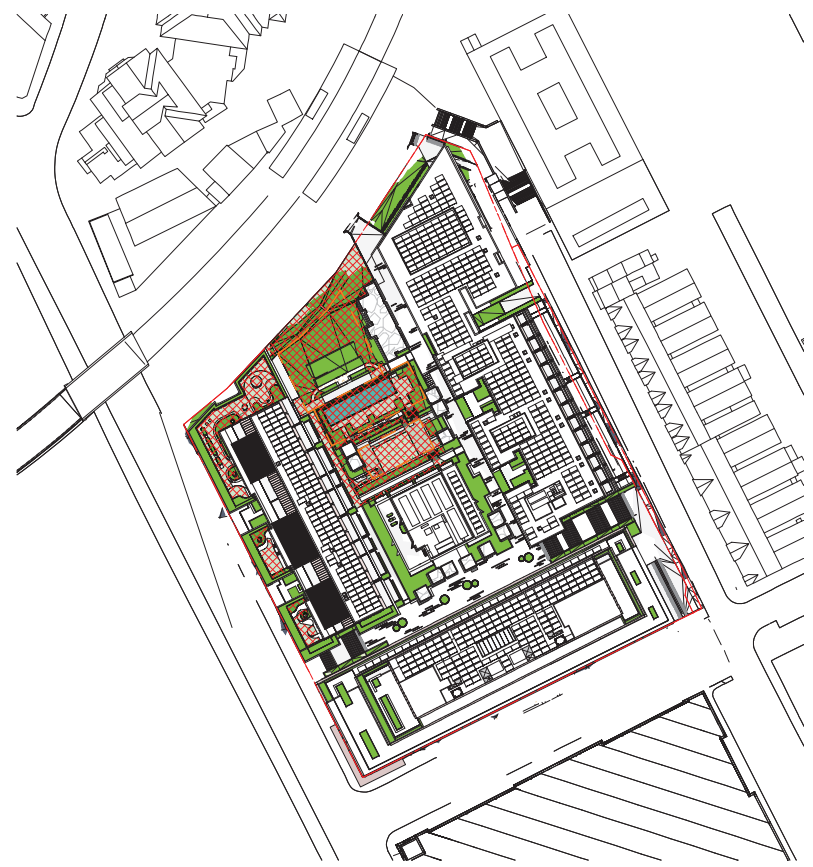

8 **COMMUNAL OPEN SPACE SOLAR COMPLIANCE - 21 JUNE h3.00PM**

BVN
ARCHITECTS REGISTRATION BOARD / NOMINATED ARCHITECTS
NSW: 9356 NINOTSCHKA TITCHKOSKY, 4937 JAMES GROSE, 7115 JULIAN ASHTON, 7053 MATTHEW BLAIR, 7151 PHILLIP ROSSINGTON, 7439 PETER TITMUSS, 10447 ALISON BOUNDS, 10705 CATHERINE SKINNER
QLD: 5527 NEIL LOGAN, 2709 BRIAN DONOVAN, 1595 MARK GRIMMER, 5528 DAVID KELLY, 3866 KEVIN O'BRIEN
Telephone +61 2 8297 7200
Facsimile +61 2 8297 7299
www.bvn.com.au

INTELLECTUAL PROPERTY
COPYRIGHT BVN ARCHITECTURE PTY LIMITED. UNLESS OTHERWISE AGREED IN WRITING ALL RIGHTS TO THIS DOCUMENT ARE SUBJECT TO PAYMENT IN FULL OF ALL BVN CHARGES; THIS DOCUMENT MAY ONLY BE USED FOR THE EXPRESS PURPOSE AND PROJECT FOR WHICH IT HAS BEEN CREATED AND DELIVERED, AS NOTIFIED IN WRITING BY BVN AND THIS DOCUMENT MAY NOT BE OTHERWISE USED, OR COPIED. ANY UNAUTHORISED USE OF THIS DOCUMENT IS AT THE USER'S SOLE RISK AND WITHOUT LIMITING BVN'S RIGHTS THE USER RELEASES AND INDEMNIFIES BVN FROM AND AGAINST ALL LOSS SO ARISING.

NOTE
CONTRACTOR TO CHECK AND VERIFY ALL DIMENSIONS ON SITE PRIOR TO COMMENCEMENT OF WORK OR PREPARATION OF SHOP DRAWINGS. DO NOT SCALE THIS DRAWING

ISSUE	DATE	FOR	CHKD
01	21/12/22	STAGE 2 DA DRAFT 01	
02	25/01/23	FOR INFORMATION	
03	01/02/23	STAGE 2 DA SUBMISSION	
04	03/11/23	STAGE 2 DA AMENDED SUBMISSION	
05	21/02/24	STAGE 2 DA AMENDED 2 SUBMISSION	

SITE BOUNDARY
TOTAL AREA: 12,125 M2

DENOTES BOUNDARY OF THE FUTURE ACQUISITION FROM COUNCIL LAND (256 M2). FINAL EXTENT OF BOUNDARY ALONG JONES STREET IS YET TO BE DETERMINED & FINALISED. TOTAL AREA: 12,381 M2

KEY PLAN

PLANNER: GYDE CONSULTING (02) 9068 7500
STRUCTURE: EI AUSTRALIA (02) 9516 0722
SERVICES: IGS ENGINEERING (02) 8488 4600
LANDSCAPE: OCULUS (02) 9557 5533

CLIENT: LANDREAM
CLIENT NUMBER
PROJECT MANAGER: ARGENTUM GROUP (02) 9037 0877

PROJECT: WATTLE STREET
14-26 WATTLE STREET, PYRMONT
BVN PROJECT NUMBER: 2109023

TRUE NORTH / PROJECT NORTH
GRAPHIC SCALE 0 2000 5000
SCALE: 1 : 1000@A0 DO NOT SCALE
STATUS

DRAWING: COMPLIANCE - COMMUNAL AREAS SOLAR
DRAWING NUMBER: AR-DA-A 19T-XX-05
ISSUE: 05



1 SOLAR ANALYSIS PLAN - JUNE 21 - 0900
SCALE: 1 : 1000

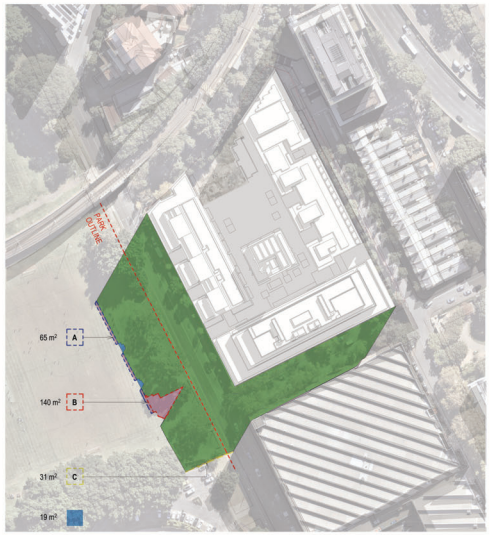

2 SOLAR ANALYSIS PLAN - JUNE 21 - 1000
SCALE: 1 : 1000

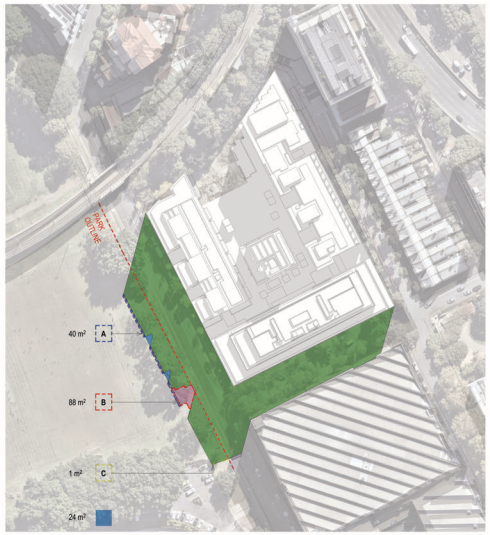

3 SOLAR ANALYSIS PLAN - JUNE 21 - 1100
SCALE: 1 : 1000

4 SOLAR ANALYSIS PLAN - JUNE 21 - 1200
SCALE: 1 : 1000

5 SOLAR ANALYSIS PLAN - JUNE 21 - 1300
SCALE: 1 : 1000

6 SOLAR ANALYSIS PLAN - JUNE 21 - 1400
SCALE: 1 : 1000

7 SOLAR ANALYSIS PLAN - JUNE 21 - 1500
SCALE: 1 : 1000

BVN

ARCHITECTS REGISTRATION NO 4RD /
NOMINATED ARCHITECTS:
NSW
KEN NAKATA (NSW 7070)(NR 1007)
PTY. LTD. ABN 10070 ...
(02) 9699 8700
Fax (02) 9699 8799
www.bvn.com.au
QLD
SOUTH BULLOCK
(QLD 1371)(NR 1009)
STEPHANIE GANNON
(QLD 4103)(NR 1011)
DEBBIE KING (QBN 6)
Melbourne
Tel (03) 9654 8344
Fax (03) 9654 8088
Sydney
Tel (02) 9699 8700
Fax (02) 9699 8799

INTELLECTUAL PROPERTY
COPYRIGHT BVN ARCHITECTS (NSW) PTY LIMITED. UNLESS OTHERWISE AGREED IN WRITING ALL RIGHTS TO THIS DOCUMENT ARE OUR SUBJECT TO PAYMENT IN FULL FOR A BVN ARCHITECTS FEE. DO NOT SCALE THIS DOCUMENT. USE ONLY THE DIMENSIONS SHOWN. ALL DIMENSIONS TO BE VERIFIED ON SITE BEFORE COMMENCING WORK. ERRORS AND OMISSIONS TO BE REPORTED TO BVN ARCHITECTS (NSW) WITHOUT NOTICE. THIS DRAWING MAY NOT BE REPRODUCED IN WHOLE OR IN PART OR ISSUED TO THIRD PARTIES WITHOUT WRITTEN PERMISSION FROM BVN ARCHITECTS (NSW).

NOTE:
CONTRACTOR TO CHECK AND VERIFY ALL DIMENSIONS ON SITE PRIOR TO COMMENCEMENT OF WORK OR OF REPRODUCTION OF SHOP DRAWINGS. DO NOT SCALE THIS DRAWING.

ISSUE	DATE	FOR	CHKD
01	03.10.23	STAGE 2 DA AMENDED SUBMISSION	

COMPLIANCE - SOLAR PLAN - JUNE 21 - 9AM TO 3PM

- STAGE 1 DA APPROVED (WITHOUT EXTRA 10% HEIGHT)
- STAGE 2 DA AMENDED - WATTLE ST BUILDING
- STAGE 2 DA AMENDED - COURTYARD BUILDING
- STAGE 2 DA AMENDED - FIG ST BUILDING
- STAGE 2 DA AMENDED - JOHN ST BUILDING
- AREA OF SHADOWING REDUCED COMPARED TO STAGE 1 DA APPROVED

*AREAS OF SHADOW ARE APPROXIMATE ONLY

- A — SHADOW ATTRIBUTED TO THE INCREASE IN FLOOR TO FLOOR HEIGHT IN THE WATTLE ST BUILDING FROM 3.1M TO 3.2M.
- B — SHADOW CREATED BY THE RE-ARRANGEMENT OF THE ENVELOPES AND MASSING AS THE OUTCOME OF THE DESIGN COMPETITION
- C — SHADOW CREATED BY THE EXTERNAL SHADING FINS TO THE FIG ST BUILDING
- D — SHADOW FROM THE PLANTROOM EQUIPMENT AND PARAPET OF THE COURTYARD BUILDING
- E — SHADOW CASTED IN THE FRONT YARD OF EXISTING JONES ST TERRACE HOUSE

C:\Users\revit.ecp\Desktop\Revit_LOCAL\08.02.WR_2.19.08.23_WR\1_PODIUM_Wattle\ac_Obscure.rvt 8/11/08.23 1:30:44 PM

KEY PLAN

PLANNER
GYDE CONSULTING
(02) 9068 7500

STRUCTURE
EI AUSTRALIA
(02) 9516 0722

SERVICES
IGS ENGINEERING
(02) 8488 4600

LANDSCAPE
OCULUS
(02) 9957 9533

CLIENT
LANDREAM
CLIENT NUMBER

PROJECT MANAGER
ARGENTUM GROUP
(02) 9037 0977

PROJECT
WATTLE STREET
14-26 WATTLE STREET, PYRMONT
BVN PROJECT NUMBER
2109023

TRUE NORTH
PROJECT NORTH
GRAPHIC SCALE
0 20.00 50.00
SCALE
1 : 1000@A0 DO NOT SCALE
STATUS

DRAWING
COMPLIANCE - SOLAR PLAN - 21 JUNE (SATELLITE VIEW)
DRAWING NUMBER
AR-DA-A 19T-XX-15
ISSUE
01